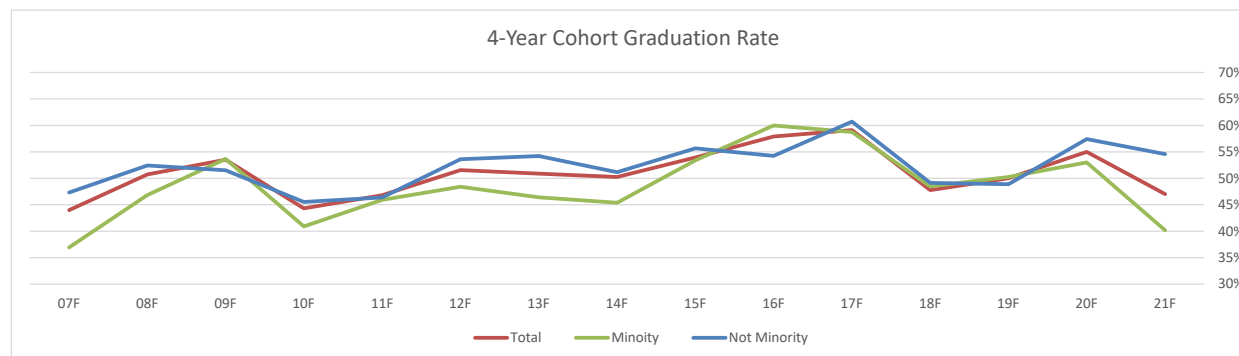
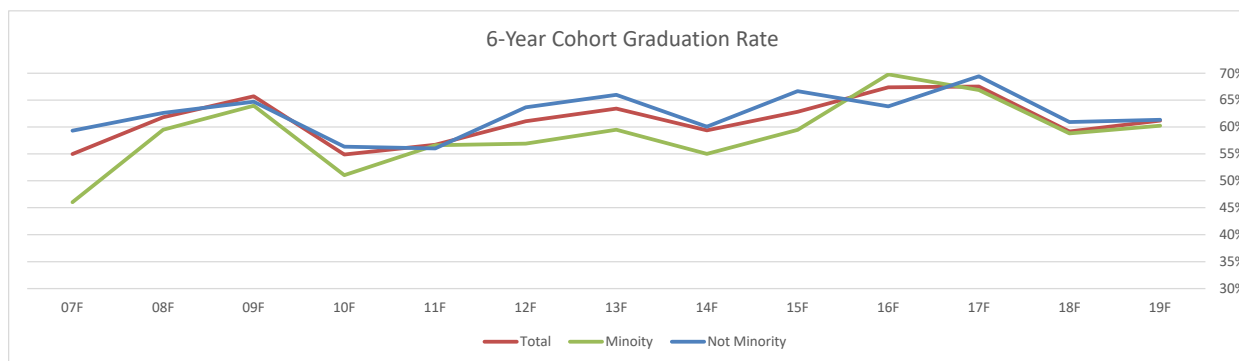


COHORT GRADUATION RATE TREND BY MINORITY STATUS
Not Based Upon Continuous Enrollment

4-Year	21F	20F	19F	18F	17F	16F	15F	14F	13F	12F	11F	10F	09F	08F	07F
Total	47%	55%	50%	48%	59%	58%	54%	50%	51%	52%	47%	44%	54%	51%	44%
Minority	40%	53%	50%	48%	59%	60%	53%	45%	46%	48%	46%	41%	54%	47%	37%
Not Minority	55%	57%	49%	49%	61%	54%	56%	51%	54%	54%	46%	46%	52%	52%	47%

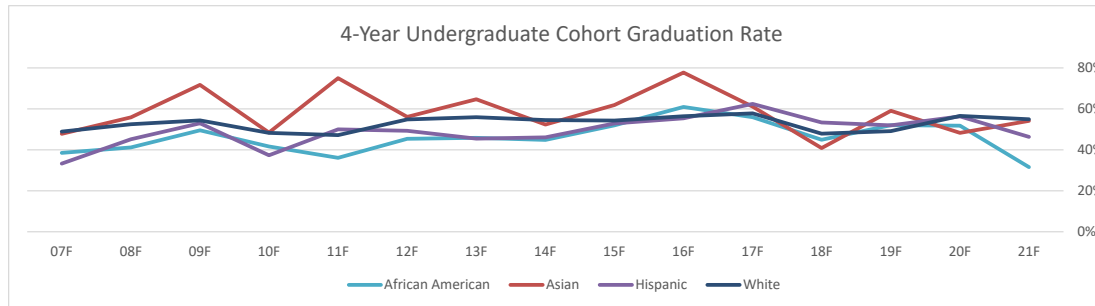


6-Year	19F	18F	17F	16F	15F	14F	13F	12F	11F	10F	09F	08F	07F
Total	61%	59%	68%	67%	63%	59%	63%	61%	57%	55%	66%	62%	55%
Minority	60%	59%	67%	70%	59%	55%	60%	57%	57%	51%	64%	59%	46%
Not Minority	61%	61%	69%	64%	67%	60%	66%	64%	56%	56%	65%	63%	59%

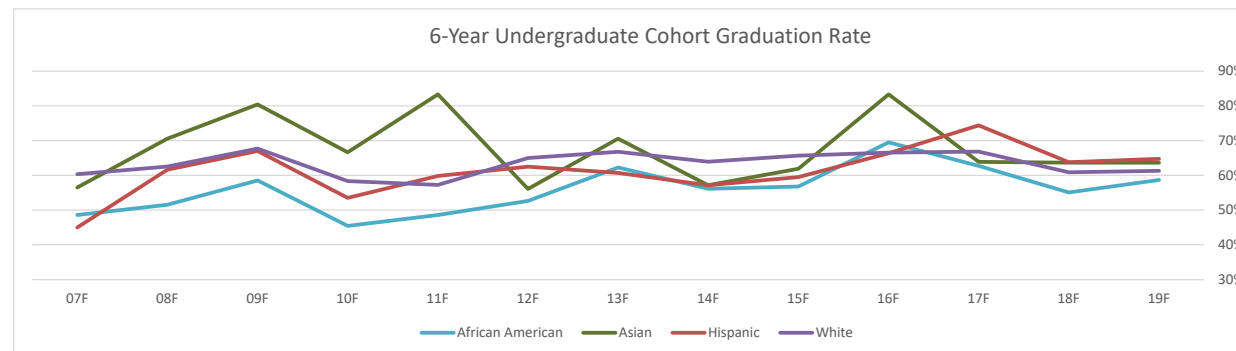


COHORT GRADUATION RATE TREND BY MINORITY STATUS
Not Based Upon Continuous Enrollment

4-Year	21F	20F	19F	18F	17F	16F	15F	14F	13F	12F	11F	10F	09F	08F	07F
Total	47%	55%	50%	48%	59%	58%	54%	50%	51%	52%	47%	44%	54%	51%	44%
Non Resident Alien	59%	56%	62%	60%	70%	64%	43%	38%	59%	50%	50%	42%	60%	52%	56%
African American	32%	52%	52%	45%	56%	61%	52%	45%	46%	45%	36%	42%	50%	41%	39%
Alaskan / Native Am.	50%	67%	25%	40%	50%	50%	67%	40%	100%	40%	38%	38%	17%	60%	
Asian	54%	48%	59%	41%	61%	78%	62%	52%	65%	56%	75%	48%	72%	56%	48%
Hispanic	46%	56%	52%	53%	62%	55%	53%	46%	46%	49%	50%	37%	53%	45%	33%
White	55%	57%	49%	48%	58%	56%	54%	55%	56%	55%	47%	48%	54%	53%	49%
Multiracial	45%	44%	37%	44%	51%	64%	52%	42%	43%	58%	70%	33%	33%	67%	



6-Year	19F	18F	17F	16F	15F	14F	13F	12F	11F	10F	09F	08F	07F
Total	61%	59%	68%	67%	63%	59%	63%	61%	57%	55%	66%	62%	55%
Non Resident Alien	76%	65%	75%	73%	43%	38%	82%	63%	50%	47%	75%	62%	78%
African American	59%	55%	63%	70%	57%	56%	62%	53%	49%	45%	59%	52%	49%
American Indian	50%	40%	50%	50%	67%	40%	100%	50%	50%	50%	17%	80%	0%
Asian	64%	64%	64%	83%	62%	57%	71%	56%	83%	67%	80%	71%	57%
Hispanic	65%	64%	74%	66%	60%	57%	61%	63%	60%	54%	67%	62%	45%
White	61%	61%	67%	67%	66%	64%	67%	65%	57%	58%	68%	63%	60%
Multiracial	50%	48%	57%	76%	68%	48%	49%	58%	70%	42%	33%	67%	



Minority = Black, Hawaiian, Hispanic, Native Am., Other, Asian, Multiracial
 Not a minority = White
 Removed International and Unknown from minority calculation
 Total = All UG Cohort Students