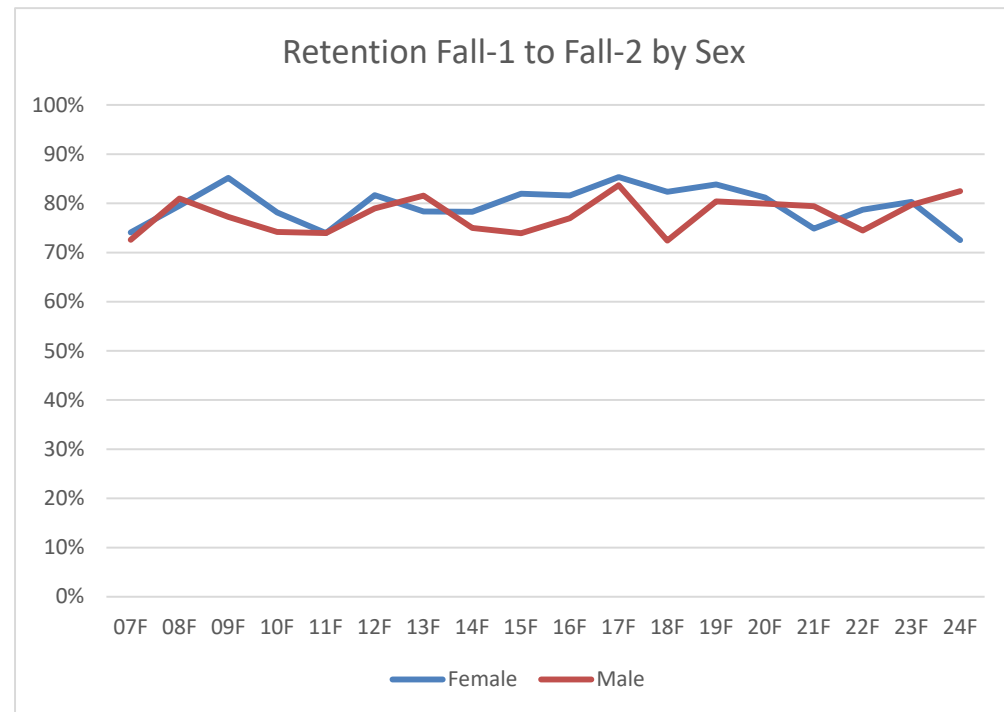


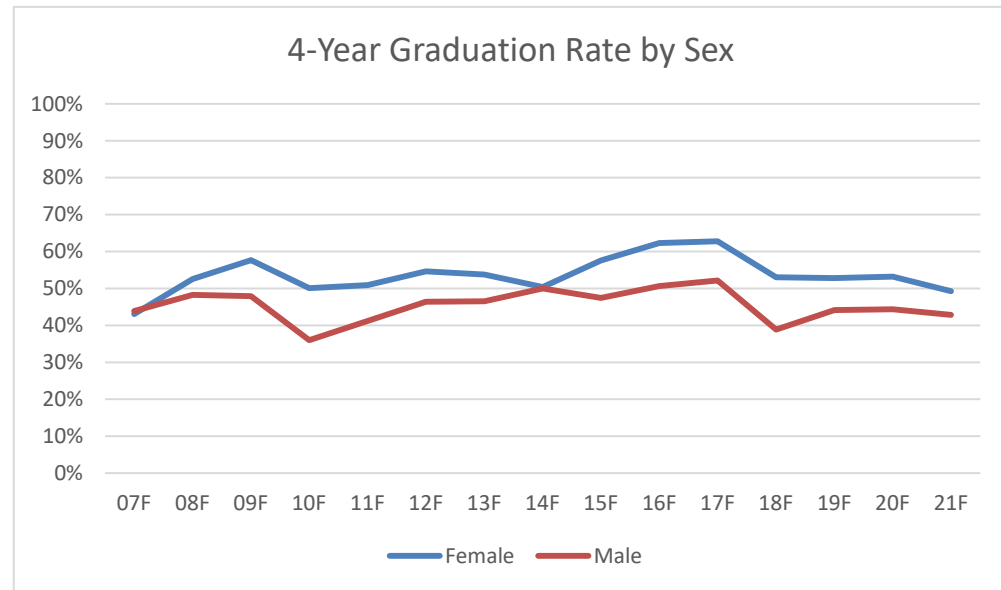
COHORT RETENTION RATE TREND BY SEX
Not Based Upon Continuous Enrollment

Term	Female	Male	Overall
07F	74%	73%	73%
08F	79%	81%	80%
09F	85%	77%	82%
10F	78%	74%	77%
11F	74%	74%	74%
12F	82%	79%	81%
13F	78%	82%	80%
14F	78%	75%	77%
15F	82%	74%	79%
16F	82%	77%	80%
17F	85%	84%	85%
18F	82%	72%	79%
19F	84%	80%	83%
20F	81%	80%	81%
21F	75%	79%	76%
22F	79%	75%	77%
23F	80%	80%	80%
24F	73%	82%	76%

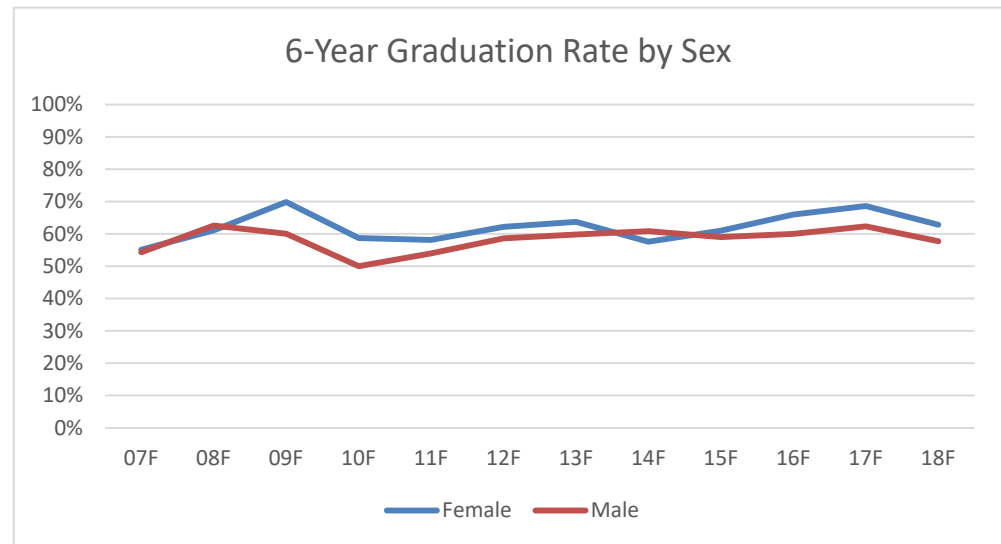


COHORT RETENTION RATE TREND BY SEX Not Based Upon Continuous Enrollment

Term	Female	Male	Overall
07F	43%	44%	43%
08F	53%	48%	51%
09F	58%	48%	54%
10F	50%	36%	44%
11F	51%	41%	47%
12F	55%	46%	52%
13F	54%	47%	51%
14F	50%	50%	50%
15F	58%	47%	54%
16F	62%	51%	58%
17F	63%	52%	59%
18F	53%	39%	48%
19F	53%	44%	50%
20F	53%	44%	50%
21F	49%	43%	47%



Term	Female	Male	Overall
07F	55%	54%	55%
08F	61%	63%	62%
09F	70%	60%	66%
10F	59%	50%	55%
11F	58%	54%	56%
12F	62%	59%	61%
13F	64%	60%	62%
14F	58%	61%	59%
15F	61%	59%	60%
16F	66%	60%	64%
17F	69%	62%	66%
18F	63%	58%	61%



Sex is students leagal sex as reported in SIS.