

**Institution: Loyola University New Orleans (159656)**

**User ID: P1596561**

### Completions Overview

Welcome to the IPEDS Completions survey component. The Completions component is one of several IPEDS components that is conducted during the Fall data collection period. It collects the number of degrees and certificates awarded by field of study, level of award, race/ethnicity, and gender. The reporting period for the Completions component is during the 12-month time period beginning July 1 of the previous calendar year and ending June 30 of the current calendar year; therefore, for this year's Completions component, the reporting period is between July 1, 2014 and June 30, 2015. The Completions component is also collecting the number of students (e.g., completers) who earned awards between July 1, 2014 and June 30, 2015.

### Completions Common Errors

Some common completions component errors include the following:

- Including award levels on your current year Completions that were not reported on your previous year's (PY) Institutional Characteristics (IC). [Award levels in the PY IC component cannot be changed; therefore, contact the IPEDS Help Desk at 1-877-225-2568 if you need assistance.]
- Forgetting to select CIP codes for new programs of study that are offered by the institution, but do not have completions for the reporting period.
- Forgetting to enter in zero in at least one of the cells for CIP codes that do not have completions.

### Recent Changes

- The following question on **distance education** has been added to the bottom of each individual "CIP Data" screen:  
"Is this program offered as a distance education program?"
- The following two screens, which collect data specifically on students were added to this component, beginning in the 2013-14 survey year:
  - **"All Completers"** - Collects the number of students who earned an award between July 1, 2014 and June 30, 2015 by gender and race/ethnicity. (The intent of this screen is to collect an **unduplicated count** of total numbers of completers.)
  - **"Completers by Level"** - Collects the number of students who earned an award between July 1, 2014 and June 30, 2015 by award level and 1) by gender; 2) by race/ethnicity; and 3) by age.
- The definition for Post-baccalaureate Certificate has changed slightly for the 2015-16 collection. The new definition is as follows: **An award that requires completion of an organized program of study beyond the bachelor's. It is designed for persons who have completed a baccalaureate degree, but does not meet the requirements of a master's degree.**

**NOTE: Even though Teacher Preparation certificate programs may require a bachelor's degree for admission, they are considered sub-baccalaureate undergraduate programs, and students in these programs are undergraduate students.**

### General Information

CIP Codes:

The [CIP 2010 Website](#) includes a list of new CIP codes, a list of deleted CIP codes, a list of moved CIP Codes, and an online crosswalk of the 2000 CIP and 2010 CIP.

The Resources Page of the CIP 2010 website contains many valuable resources including:

- CIP 2010 Manual and copies of previous editions of the CIP Manual
- Crosswalk between the 2000 CIP codes and the 2010 CIP codes in Excel format

Keep in mind that some information provided by institutions on the Completions component appear in the [College Navigator](#), which is a major tool used by consumers searching for information about postsecondary education. It is therefore vitally important that you include accurate information about your institution.

Survey materials can be downloaded using the following link: [Survey Materials](#).

The prior year revision system can be accessed using the following link: [Prior Year Revision System](#)

**Completions CIP Data**

CIPCODE	Award Level	Major	Gender	Non Resident Alien	Hispanic / Latino	American Indian or Alaska Native	Asian	Black or African American	Native Hawaiian or Other Pacific Islander	White	Two or more Races	Race/ ethnicity unknown	Total	distance education program
03.0103 Environmental Studies	5 - Bachelor's degree	1	Men	0	0	0	0	0	0	1	0	0	1	
			Women	0	0	0	0	1	0	2	0	0	3	
			Total	0	0	0	0	1	0	3	0	0	4	No
03.0103 Environmental Studies	5 - Bachelor's degree	2	Men	0	0	0	0	0	0	0	0	0	0	
			Women	0	0	0	0	0	0	0	0	0	0	
			Total	0	0	0	0	0	0	0	0	0	0	No
03.0104 Environmental Science	5 - Bachelor's degree	1	Men	0	0	0	0	0	0	1	0	0	1	
			Women	1	3	0	0	0	0	4	0	0	8	
			Total	1	3	0	0	0	0	5	0	0	9	No
05.0108 Near and Middle Eastern Studies	5 - Bachelor's degree	1	Men	0	0	0	0	0	0	2	0	0	2	
			Women	0	0	0	0	0	0	0	0	0	0	
			Total	0	0	0	0	0	0	2	0	0	2	No
05.0207 Women's Studies	5 - Bachelor's degree	1	Men	0	0	0	0	0	0	0	0	0	0	
			Women	0	0	0	0	0	0	0	0	0	0	
			Total	0	0	0	0	0	0	0	0	0	0	No
05.0299 Ethnic, Cultural Minority, Gender, and Group Studies, Other	5 - Bachelor's degree	1	Men	0	0	0	0	0	0	0	0	0	0	
			Women	0	0	1	0	0	0	0	0	0	1	
			Total	0	0	1	0	0	0	0	0	0	1	No
09.0101 Speech Communication and Rhetoric	5 - Bachelor's degree	1	Men	0	2	0	0	2	0	5	1	0	10	
			Women	4	8	0	0	8	0	20	0	0	40	
			Total	4	10	0	0	10	0	25	1	0	50	No
09.0101 Speech Communication and Rhetoric	7 - Master's degree	1	Men	0	0	0	0	0	0	1	0	0	1	
			Women	0	0	0	0	0	0	0	0	0	0	
			Total	0	0	0	0	0	0	1	0	0	1	No
09.0101 Speech Communication and Rhetoric	5 - Bachelor's degree	2	Men	0	0	0	0	0	0	1	0	0	1	
			Women	0	0	0	0	0	0	0	0	0	0	
			Total	0	0	0	0	0	0	1	0	0	1	No
09.0101 Speech Communication and Rhetoric	7 - Master's degree	2	Men	0	0	0	0	0	0	0	0	0	0	
			Women	0	0	0	0	0	0	0	0	0	0	
			Total	0	0	0	0	0	0	0	0	0	0	No
11.0101 Computer and Information Sciences, General	5 - Bachelor's degree	1	Men	0	0	0	0	0	0	0	0	0	0	
			Women	0	0	0	0	0	0	0	0	0	0	
			Total	0	0	0	0	0	0	0	0	0	0	No
11.0101 Computer and Information Sciences, General	5 - Bachelor's degree	2	Men	0	0	0	0	0	0	0	0	0	0	
			Women	0	0	0	0	0	0	0	0	0	0	
			Total	0	0	0	0	0	0	0	0	0	0	No
11.9999 Computer and Information Sciences and Support Services, Other	5 - Bachelor's degree	1	Men	0	0	0	0	0	0	0	0	0	0	
			Women	0	0	0	0	0	0	0	0	0	0	
			Total	0	0	0	0	0	0	0	0	0	0	No
13.0101 Education, General	5 - Bachelor's degree	1	Men	0	0	0	0	0	0	0	0	0	0	
			Women	0	0	0	0	0	0	0	0	0	0	
			Total	0	0	0	0	0	0	0	0	0	0	No
13.1101	7 - Master's degree	1	Men	0	1	0	1	0	0	1	0	0	3	



CIPCODE	Award Level	Major	Gender	Non Resident Alien	Hispanic / Latino	American Indian or Alaska Native	Asian	Black or African American	Native Hawaiian or Other Pacific Islander	White	Two or more Races	Race/ ethnicity unknown	Total	distance education program
16.1203 Latin Language and Literature	5 - Bachelor's degree	1	Men	0	0	0	0	0	0	0	0	0	0	
			Women	0	0	0	0	0	0	1	0	0	1	
			Total	0	0	0	0	0	0	1	0	0	1	No
16.1203 Latin Language and Literature	5 - Bachelor's degree	2	Men	0	0	0	0	0	0	0	0	0	0	
			Women	0	0	0	0	0	0	0	0	0	0	
			Total	0	0	0	0	0	0	0	0	0	0	No
22.0101 Law	18 - Doctor's degree - professional practice	1	Men	0	7	3	3	5	0	86	0	7	111	
			Women	1	8	3	2	14	0	57	1	4	90	
			Total	1	15	6	5	19	0	143	1	11	201	No
22.0101 Law	18 - Doctor's degree - professional practice	2	Men	0	1	0	0	0	0	4	0	1	6	
			Women	0	1	0	0	0	0	3	0	1	5	
			Total	0	2	0	0	0	0	7	0	2	11	No
22.0203 American/U.S. Law/Legal Studies/Jurisprudence	7 - Master's degree	1	Men	1	0	0	0	0	0	0	0	0	1	
			Women	3	0	0	0	0	0	1	0	0	4	
			Total	4	0	0	0	0	0	1	0	0	5	No
23.0101 English Language and Literature, General	5 - Bachelor's degree	1	Men	0	0	0	0	0	0	4	0	0	4	
			Women	0	2	0	0	1	0	6	0	1	10	
			Total	0	2	0	0	1	0	10	0	1	14	No
23.0101 English Language and Literature, General	5 - Bachelor's degree	2	Men	0	0	0	0	0	0	1	0	0	1	
			Women	0	0	0	0	0	0	0	0	0	0	
			Total	0	0	0	0	0	0	1	0	0	1	No
23.1302 Creative Writing	5 - Bachelor's degree	1	Men	0	1	0	0	0	0	10	0	1	12	
			Women	0	1	1	0	2	0	10	0	1	15	
			Total	0	2	1	0	2	0	20	0	2	27	No
23.1302 Creative Writing	5 - Bachelor's degree	2	Men	0	0	0	0	0	0	0	0	0	0	
			Women	0	0	0	0	0	0	0	0	0	0	
			Total	0	0	0	0	0	0	0	0	0	0	No
23.9999 English Language and Literature/Letters, Other	5 - Bachelor's degree	1	Men	0	2	0	0	0	0	3	0	0	5	
			Women	0	1	1	0	0	0	2	0	0	4	
			Total	0	3	1	0	0	0	5	0	0	9	No
24.0103 Humanities/Humanistic Studies	5 - Bachelor's degree	1	Men	0	0	0	0	0	0	0	0	0	0	
			Women	0	0	0	0	0	0	1	0	0	1	
			Total	0	0	0	0	0	0	1	0	0	1	No
24.0199 Liberal Arts and Sciences, General Studies and Humanities, Other	5 - Bachelor's degree	1	Men	0	1	0	0	0	0	0	0	0	1	
			Women	0	0	0	0	0	0	2	0	0	2	
			Total	0	1	0	0	0	0	2	0	0	3	No
26.0101 Biology/Biological Sciences, General	5 - Bachelor's degree	1	Men	1	3	0	2	0	0	2	0	0	8	
			Women	1	1	1	1	2	0	9	0	1	16	
			Total	2	4	1	3	2	0	11	0	1	24	No
26.0101 Biology/Biological Sciences, General	5 - Bachelor's degree	2	Men	0	0	0	0	0	0	0	0	0	0	
			Women	0	0	0	0	0	0	0	1	0	1	
			Total	0	0	0	0	0	0	0	1	0	1	No
26.0202 Biochemistry	5 - Bachelor's degree	1	Men	0	0	0	0	0	0	1	0	0	1	
			Women	0	0	0	0	0	0	0	1	1	2	

[illegible]

CIPCODE	Award Level	Major	Gender	Non Resident Alien	Hispanic / Latino	American Indian or Alaska Native	Asian	Black or African American	Native Hawaiian or Other Pacific Islander	White	Two or more Races	Race/ ethnicity unknown	Total	distance education program
39.0401 Religious Education	7 - Master's degree	1	Men	0	1	0	0	0	0	2	0	0	3	
			Women	0	0	0	0	0	0	6	0	0	6	
			Total	0	1	0	0	0	0	8	0	0	9	Yes
39.0401 Religious Education	8 - Post-Master's certificates	1	Men	0	0	0	0	0	0	0	0	0	0	
			Women	0	0	0	0	0	0	1	0	0	1	
			Total	0	0	0	0	0	0	1	0	0	1	Yes
39.9999 Theology and Religious Vocations, Other	6 - Postbaccalaureate certificates	1	Men	0	0	0	0	0	0	0	0	0	0	
			Women	0	0	0	0	0	0	0	0	0	0	
			Total	0	0	0	0	0	0	0	0	0	0	Yes
39.9999 Theology and Religious Vocations, Other	7 - Master's degree	1	Men	0	1	0	1	1	0	9	0	0	12	
			Women	0	1	0	1	0	0	13	0	1	16	
			Total	0	2	0	2	1	0	22	0	1	28	Yes
39.9999 Theology and Religious Vocations, Other	8 - Post-Master's certificates	1	Men	0	0	0	0	0	0	0	0	0	0	
			Women	0	0	0	0	0	0	0	0	0	0	
			Total	0	0	0	0	0	0	0	0	0	0	Yes
39.9999 Theology and Religious Vocations, Other	7 - Master's degree	2	Men	0	0	0	0	0	0	0	0	0	0	
			Women	0	0	0	0	0	0	0	0	0	0	
			Total	0	0	0	0	0	0	0	0	0	0	Yes
40.0501 Chemistry, General	5 - Bachelor's degree	1	Men	0	0	0	1	0	0	1	0	0	2	
			Women	0	0	0	0	1	0	1	0	1	3	
			Total	0	0	0	1	1	0	2	0	1	5	No
40.0501 Chemistry, General	5 - Bachelor's degree	2	Men	0	0	0	0	0	0	0	0	0	0	
			Women	0	0	0	0	0	0	0	0	0	0	
			Total	0	0	0	0	0	0	0	0	0	0	No
40.0801 Physics, General	5 - Bachelor's degree	1	Men	0	1	0	0	0	0	1	0	0	2	
			Women	0	0	0	0	0	0	1	0	0	1	
			Total	0	1	0	0	0	0	2	0	0	3	No
42.0101 Psychology, General	5 - Bachelor's degree	1	Men	0	1	0	0	2	0	11	1	0	15	
			Women	0	8	0	3	9	0	36	1	3	60	
			Total	0	9	0	3	11	0	47	2	3	75	No
42.0101 Psychology, General	5 - Bachelor's degree	2	Men	0	0	0	0	0	0	1	0	0	1	
			Women	0	0	0	0	0	0	1	0	0	1	
			Total	0	0	0	0	0	0	2	0	0	2	No
42.9999 Psychology, Other	5 - Bachelor's degree	1	Men	0	0	0	0	1	0	1	0	0	2	
			Women	0	1	0	0	0	0	1	0	1	3	
			Total	0	1	0	0	1	0	2	0	1	5	No
43.0104 Criminal Justice/Safety Studies	7 - Master's degree	1	Men	0	3	0	0	1	0	8	0	0	12	
			Women	0	1	0	0	8	0	8	0	1	18	
			Total	0	4	0	0	9	0	16	0	1	30	No
43.0104 Criminal Justice/Safety Studies	7 - Master's degree	2	Men	0	1	0	0	0	0	0	0	0	1	
			Women	0	0	0	0	0	0	0	0	0	0	
			Total	0	1	0	0	0	0	0	0	0	1	No
43.0106 Forensic Science and Technology	5 - Bachelor's degree	1	Men	0	0	0	0	0	0	0	0	0	0	
			Women	0	1	0	0	1	0	0	0	0	2	
			Total	0	1	0	0	1	0	0	0	0	2	No
45.0101		1	Men	0	0	0	0	2	0	1	1	1	5	

CIPCODE	Award Level	Major	Gender	Non Resident Alien	Hispanic / Latino	American Indian or Alaska Native	Asian	Black or African American	Native Hawaiian or Other Pacific Islander	White	Two or more Races	Race/ ethnicity unknown	Total	distance education program
Social Sciences, General	5 - Bachelor's degree		Women	1	2	0	0	2	0	3	0	0	8	
			Total	1	2	0	0	4	0	4	1	1	13	No
45.0101 Social Sciences, General	5 - Bachelor's degree	2	Men	0	0	0	0	0	0	0	0	0	0	
			Women	0	0	0	0	0	0	0	0	0	0	
			Total	0	0	0	0	0	0	0	0	0	0	No
45.0401 Criminology	5 - Bachelor's degree	1	Men	0	2	0	0	5	0	10	0	1	18	
			Women	0	2	0	0	3	0	10	2	0	17	
			Total	0	4	0	0	8	0	20	2	1	35	No
45.0401 Criminology	7 - Master's degree	1	Men	0	0	0	0	0	0	0	0	0	0	
			Women	0	0	0	0	2	0	2	0	0	4	
			Total	0	0	0	0	2	0	2	0	0	4	No
45.0401 Criminology	5 - Bachelor's degree	2	Men	0	0	0	0	0	0	0	0	0	0	
			Women	0	0	0	0	0	0	0	0	0	0	
			Total	0	0	0	0	0	0	0	0	0	0	No
45.0601 Economics, General	5 - Bachelor's degree	1	Men	0	0	0	0	0	0	2	0	1	3	
			Women	0	0	0	0	0	0	0	0	0	0	
			Total	0	0	0	0	0	0	2	0	1	3	No
45.0601 Economics, General	5 - Bachelor's degree	2	Men	0	0	0	0	0	0	0	0	0	0	
			Women	0	0	0	0	0	0	0	0	0	0	
			Total	0	0	0	0	0	0	0	0	0	0	No
45.0901 International Relations and Affairs	5 - Bachelor's degree	1	Men	0	0	0	0	0	0	0	0	0	0	
			Women	0	0	0	0	0	0	1	0	0	1	
			Total	0	0	0	0	0	0	1	0	0	1	No
45.1001 Political Science and Government, General	5 - Bachelor's degree	1	Men	1	2	0	1	1	0	5	0	0	10	
			Women	0	2	0	0	2	0	3	0	2	9	
			Total	1	4	0	1	3	0	8	0	2	19	No
45.1001 Political Science and Government, General	5 - Bachelor's degree	2	Men	0	0	0	0	0	0	0	0	0	0	
			Women	0	1	0	0	0	0	0	0	0	1	
			Total	0	1	0	0	0	0	0	0	0	1	No
45.1101 Sociology	5 - Bachelor's degree	1	Men	0	1	0	0	0	0	2	0	0	3	
			Women	0	1	0	1	2	0	11	0	1	16	
			Total	0	2	0	1	2	0	13	0	1	19	No
45.1101 Sociology	5 - Bachelor's degree	2	Men	0	0	0	0	0	0	1	0	0	1	
			Women	0	0	0	0	0	0	0	0	0	0	
			Total	0	0	0	0	0	0	1	0	0	1	No
45.9999 Social Sciences, Other	5 - Bachelor's degree	1	Men	0	0	0	0	0	0	0	0	0	0	
			Women	0	0	0	0	0	0	0	0	0	0	
			Total	0	0	0	0	0	0	0	0	0	0	No
45.9999 Social Sciences, Other	5 - Bachelor's degree	2	Men	0	0	0	0	0	0	0	0	0	0	
			Women	0	0	0	0	0	0	0	0	0	0	
			Total	0	0	0	0	0	0	0	0	0	0	No
50.0402 Commercial and Advertising Art	5 - Bachelor's degree	1	Men	0	0	0	0	0	0	0	0	0	0	
			Women	0	0	0	1	2	0	3	0	2	8	
			Total	0	0	0	1	2	0	3	0	2	8	No
50.0402	5 - Bachelor's degree	2	Men	0	0	0	0	0	0	0	0	0	0	
			Women	0	0	0	0	0	0	0	0	0	0	





CIPCODE	Award Level	Major	Gender	Non Resident Alien	Hispanic / Latino	American Indian or Alaska Native	Asian	Black or African American	Native Hawaiian or Other Pacific Islander	White	Two or more Races	Race/ ethnicity unknown	Total	distance education program
50.0904 Music Theory and Composition	5 - Bachelor's degree	1	Men	0	0	0	1	0	0	1	0	1	3	
			Women	0	0	0	0	0	0	0	0	0	0	
			Total	0	0	0	1	0	0	1	0	1	3	No
50.0904 Music Theory and Composition	5 - Bachelor's degree	2	Men	0	0	0	0	0	0	0	0	0	0	
			Women	0	0	0	0	0	0	0	0	0	0	
			Total	0	0	0	0	0	0	0	0	0	0	No
50.0999 Music, Other	5 - Bachelor's degree	1	Men	0	0	0	1	0	0	1	0	0	2	
			Women	0	0	0	0	0	0	0	0	0	0	
			Total	0	0	0	1	0	0	1	0	0	2	No
50.0999 Music, Other	5 - Bachelor's degree	2	Men	0	0	0	0	0	0	2	0	0	2	
			Women	0	0	0	0	0	0	0	0	0	0	
			Total	0	0	0	0	0	0	2	0	0	2	No
50.1003 Music Management	5 - Bachelor's degree	1	Men	0	4	0	0	3	0	24	0	2	33	
			Women	1	2	0	0	0	0	10	0	1	14	
			Total	1	6	0	0	3	0	34	0	3	47	No
50.1003 Music Management	5 - Bachelor's degree	2	Men	0	0	0	0	0	0	0	0	0	0	
			Women	0	0	0	0	0	0	0	0	0	0	
			Total	0	0	0	0	0	0	0	0	0	0	No
50.9999 Visual and Performing Arts, Other	5 - Bachelor's degree	1	Men	0	0	0	0	0	0	0	0	0	0	
			Women	0	0	0	0	0	0	0	0	0	0	
			Total	0	0	0	0	0	0	0	0	0	0	No
51.2305 Music Therapy/Therapist	5 - Bachelor's degree	1	Men	0	0	0	0	0	0	1	0	0	1	
			Women	0	1	0	0	0	0	2	0	0	3	
			Total	0	1	0	0	0	0	3	0	0	4	No
51.2305 Music Therapy/Therapist	7 - Master's degree	1	Men	0	0	0	0	0	0	1	0	0	1	
			Women	0	0	0	0	0	0	1	0	0	1	
			Total	0	0	0	0	0	0	2	0	0	2	No
51.3801 Registered Nursing/Registered Nurse	5 - Bachelor's degree	1	Men	0	0	0	0	0	0	1	0	0	1	
			Women	0	0	0	0	0	0	1	0	0	1	
			Total	0	0	0	0	0	0	2	0	0	2	Yes
51.3803 Adult Health Nurse/Nursing	7 - Master's degree	1	Men	0	0	0	0	0	0	0	0	0	0	
			Women	0	0	0	0	0	0	0	0	0	0	
			Total	0	0	0	0	0	0	0	0	0	0	Yes
51.3818 Nursing Practice	18 - Doctor's degree - professional practice	1	Men	0	0	0	0	0	0	2	0	0	2	
			Women	0	2	0	0	4	0	19	0	1	26	
			Total	0	2	0	0	4	0	21	0	1	28	Yes
51.3899 Registered Nursing, Nursing Administration, Nursing Research and Clinical Nursing, Other	7 - Master's degree	1	Men	0	0	0	0	2	0	10	0	0	12	
			Women	0	9	1	2	19	0	85	1	10	127	
			Total	0	9	1	2	21	0	95	1	10	139	Yes
52.0101 Business/Commerce, General	7 - Master's degree	1	Men	1	1	0	0	2	0	6	0	2	12	
			Women	0	2	0	1	0	0	2	1	7	13	
			Total	1	3	0	1	2	0	8	1	9	25	No
52.0201	5 - Bachelor's degree	1	Men	1	0	0	0	0	0	12	0	0	13	

[illegible]

**Completions: total by first major**

99.0000 Summary Grand Totals	Award Level	Nonresi- dent alien	Hispanic Latino	American Indian or Alaska Native	Asian	Black or African American	Native Hawaiian or Other Pacific Islander	White	Two or more Races	Race/ ethnicity unknown	Total	PY Total
<b>Bachelor's degree</b>	<b>5</b>											
Men		4	40	0	8	18	0	158	4	12	244	196
Women		16	53	4	11	53	0	199	6	24	366	323
<b>Total</b>		20	93	4	19	71	0	357	10	36	610	519
<b>Postbaccalaureate certificates</b>	<b>6</b>											
Men		0	0	0	0	0	0	0	0	0	0	0
Women		0	0	0	0	0	0	0	0	0	0	0
<b>Total</b>		0	0	0	0	0	0	0	0	0	0	0
<b>Master's degree</b>	<b>7</b>											
Men		2	7	0	2	6	0	38	0	3	58	69
Women		3	15	1	4	31	0	143	2	22	221	216
<b>Total</b>		5	22	1	6	37	0	181	2	25	279	285
<b>Post-Master's certificates</b>	<b>8</b>											
Men		0	0	0	0	0	0	0	0	0	0	0
Women		0	0	0	0	0	0	1	0	0	1	1
<b>Total</b>		0	0	0	0	0	0	1	0	0	1	1
<b>Doctor's degree - professional practice</b>	<b>18</b>											
Men		0	7	3	3	5	0	88	0	7	113	116
Women		1	10	3	2	18	0	76	1	5	116	134
<b>Total</b>		1	17	6	5	23	0	164	1	12	229	250
Grand Total Men		6	54	3	13	29	0	284	4	22	415	381
Grand Total Women		20	78	8	17	102	0	419	9	51	704	674
Grand Total		26	132	11	30	131	0	703	13	73	1119	1055
PY Grand Total Men		20	40	3	11	33	1	246	2	25		381

PY Grand Total Women		0	75	8	17	116	2	409	8	39		674
PY Grand Total		20	115	11	28	149	3	655	10	64		1055

**Completions: total by second major**

99.0000 Summary Grand Totals	Award Level	Nonresident alien	Hispanic Latino	American Indian or Alaska Native	Asian	Black or African American	Native Hawaiian or Other Pacific Islander	White	Two or more Races	Race/ethnicity unknown	Total	PY Total
<b>Bachelor's degree</b>	<b>5</b>											
Men		0	6	0	0	0	0	13	0	0	19	18
Women		3	3	0	0	2	0	6	1	1	16	22
<b>Total</b>		3	9	0	0	2	0	19	1	1	35	40
<b>Master's degree</b>	<b>7</b>											
Men		0	1	0	0	0	0	0	0	0	1	0
Women		0	0	0	0	0	0	0	0	0	0	0
<b>Total</b>		0	1	0	0	0	0	0	0	0	1	0
<b>Doctor's degree - professional practice</b>	<b>18</b>											
Men		0	1	0	0	0	0	4	0	1	6	0
Women		0	1	0	0	0	0	3	0	1	5	0
<b>Total</b>		0	2	0	0	0	0	7	0	2	11	0

Grand Total Men		0	8	0	0	0	0	17	0	1	26	18
Grand Total Women		3	4	0	0	2	0	9	1	2	21	22
Grand Total		3	12	0	0	2	0	26	1	3	47	40

PY Grand Total Men		4	4	0	1	0	0	9	0	0		18
PY Grand Total Women		0	3	0	0	2	0	16	0	1		22
PY Grand Total		4	7	0	1	2	0	25	0	1		40

## All Completers

Institutions must report the following information. (Some data will be pre-populated from the completions by CIP code data.)

## All Completers

Number of students by gender and race and ethnicity earning an award between July 1, 2014 and June 30, 2015. Count each student only once, regardless of how many awards he/she earned. The intent of this screen is to collect an unduplicated count of total numbers of *completers*.

- Report Hispanic/Latino individuals of any race as Hispanic/Latino
- Report race for non-Hispanic/Latino individuals only

	Men		Women		Total Students
	Number of Students	Total Awards	Number of Students	Total Awards	
<u>Nonresident alien</u>	6	6	20	20	26
<u>Hispanic/Latino</u>	54	54	78	78	132
<u>American Indian or Alaska Native</u>	3	3	8	8	11
<u>Asian</u>	13	13	17	17	30
<u>Black or African American</u>	29	29	102	102	131
<u>Native Hawaiian or Other Pacific Islander</u>	0	0	0	0	0
<u>White</u>	280	284	419	419	699
<u>Two or more races</u>	4	4	9	9	13
<u>Race and ethnicity unknown</u>	22	22	51	51	73
<b>TOTAL</b>	411	415	704	704	1,115
<b>PY TOTAL</b>	381		673		1,054

Completers by Level

Institutions must report the following information. This screen will be shown for each of the following award categories for which completions have been reported:

- Less than 1-year certificates
- At least 1 but less than 4-year certificates
- Associate's degrees
- Bachelor's degrees
- Master's degrees
- Doctor's degrees
- Postbaccalaureate and post-master's certificates

Bachelor's degrees


Number of students by gender, by race and ethnicity, and by age earning this award between July 1, 2014 and June 30, 2015. Each student should be counted once per award level. For example, if a student earned a master's degree and a doctor's degree, he/she should be counted once in master's and once in doctor's. A student earning two master's degrees should be counted only once.

- Report Hispanic/Latino individuals of any race as Hispanic/Latino
- Report race for non-Hispanic/Latino individuals only

	Number of Students	Total Awards
By Gender		
Men	244	244
Women	366	366
TOTAL	610	610
PY TOTAL	519	
By Race/Ethnicity		
Nonresident alien	20	20
Hispanic/Latino	93	93
American Indian or Alaska Native	4	4
Asian	19	19
Black or African American	71	71
Native Hawaiian or Other Pacific Islander	0	0

<u>White</u>	<input type="text" value="357"/>	357
Two or more races	<input type="text" value="10"/>	10
<u>Race and ethnicity unknown</u>	<input type="text" value="36"/>	36
<b>TOTAL</b>	610	610

--

 <b>By Age</b>		
Under 18	<input type="text"/>	
18-24	<input type="text" value="535"/>	
25-39	<input type="text" value="61"/>	
40 and Above	<input type="text" value="14"/>	
Age Unknown	<input type="text"/>	
<b>TOTAL</b>	610	610

## Completers by Level

Institutions must report the following information. This screen will be shown for each of the following award categories for which completions have been reported:

- Less than 1-year certificates
- At least 1 but less than 4-year certificates
- Associate's degrees
- Bachelor's degrees
- Master's degrees
- Doctor's degrees
- Postbaccalaureate and post-master's certificates

## Master's degrees

Number of students by gender, by race and ethnicity, and by age earning this award between July 1, 2014 and June 30, 2015. Each student should be counted once per award level. For example, if a student earned a master's degree and a doctor's degree, he/she should be counted once in master's and once in doctor's. A student earning two master's degrees should be counted only once.

- Report Hispanic/Latino individuals of any race as Hispanic/Latino
- Report race for non-Hispanic/Latino individuals only

	Number of Students	Total Awards
<b>By Gender</b>		
Men	<input type="text" value="58"/>	58
Women	<input type="text" value="221"/>	221
<b>TOTAL</b>	279	279
<b>PY TOTAL</b>	285	


## By Race/Ethnicity

<u>Nonresident alien</u>	<input type="text" value="5"/>	5
<u>Hispanic/Latino</u>	<input type="text" value="22"/>	22
<u>American Indian or Alaska Native</u>	<input type="text" value="1"/>	1
<u>Asian</u>	<input type="text" value="6"/>	6
<u>Black or African American</u>	<input type="text" value="37"/>	37
<u>Native Hawaiian or Other Pacific Islander</u>	<input type="text" value="0"/>	0



<u>White</u>	<input type="text" value="181"/>	181
Two or more races	<input type="text" value="2"/>	2
<u>Race and ethnicity unknown</u>	<input type="text" value="25"/>	25
<b>TOTAL</b>	279	279

--

 <b>By Age</b>		
Under 18	<input type="text"/>	
18-24	<input type="text" value="4"/>	
25-39	<input type="text" value="144"/>	
40 and Above	<input type="text" value="131"/>	
Age Unknown	<input type="text"/>	
<b>TOTAL</b>	279	279

Completers by Level

Institutions must report the following information. This screen will be shown for each of the following award categories for which completions have been reported:

- Less than 1-year certificates
- At least 1 but less than 4-year certificates
- Associate's degrees
- Bachelor's degrees
- Master's degrees
- Doctor's degrees
- Postbaccalaureate and post-master's certificates

Doctor's degrees


Number of students by gender, by race and ethnicity, and by age earning this award between July 1, 2014 and June 30, 2015. Each student should be counted once per award level. For example, if a student earned a master's degree and a doctor's degree, he/she should be counted once in master's and once in doctor's. A student earning two master's degrees should be counted only once.

- Report Hispanic/Latino individuals of any race as Hispanic/Latino
- Report race for non-Hispanic/Latino individuals only

	Number of Students	Total Awards
By Gender		
Men	113	113
Women	116	116
TOTAL	229	229
PY TOTAL	250	
By Race/Ethnicity		
Nonresident alien	1	1
Hispanic/Latino	17	17
American Indian or Alaska Native	6	6
Asian	5	5
Black or African American	23	23
Native Hawaiian or Other Pacific Islander	0	0

<u>White</u>	<input type="text" value="164"/>	164
Two or more races	<input type="text" value="1"/>	1
<u>Race and ethnicity unknown</u>	<input type="text" value="12"/>	12
<b>TOTAL</b>	229	229

--

 <b>By Age</b>		
Under 18	<input type="text"/>	
18-24	<input type="text" value="2"/>	
25-39	<input type="text" value="198"/>	
40 and Above	<input type="text" value="29"/>	
Age Unknown	<input type="text"/>	
<b>TOTAL</b>	229	229

Completers by Level

Institutions must report the following information. This screen will be shown for each of the following award categories for which completions have been reported:


- Less than 1-year certificates
- At least 1 but less than 4-year certificates
- Associate's degrees
- Bachelor's degrees
- Master's degrees
- Doctor's degrees
- Postbaccalaureate and post-master's certificates

Postbaccalaureate and post-master's certificates

Number of students by gender, by race and ethnicity, and by age earning this award between July 1, 2014 and June 30, 2015. Each student should be counted once per award level. For example, if a student earned a master's degree and a doctor's degree, he/she should be counted once in master's and once in doctor's. A student earning two master's degrees should be counted only once.

- Report Hispanic/Latino individuals of any race as Hispanic/Latino
- Report race for non-Hispanic/Latino individuals only

	Number of Students	Total Awards
By Gender		
Men	<input type="text" value="0"/>	0
Women	<input type="text" value="1"/>	1
TOTAL	1	1
PY TOTAL	1	
By Race/Ethnicity		
Nonresident alien	<input type="text"/>	0
Hispanic/Latino	<input type="text"/>	0
American Indian or Alaska Native	<input type="text"/>	0
Asian	<input type="text"/>	0
Black or African American	<input type="text"/>	0
Native Hawaiian or Other Pacific Islander	<input type="text"/>	0

<u>White</u>	1	1
Two or more races		0
<u>Race and ethnicity unknown</u>		0
<b>TOTAL</b>	1	1
 <b>By Age</b>		
Under 18		
18-24		
25-39		
40 and Above	1	
Age Unknown		
<b>TOTAL</b>	1	1

## Summary

IPEDS collects important information regarding your institution. All data reported in IPEDS survey components become available in the IPEDS Data Center and appear as aggregated data in various Department of Education reports. Additionally, some of the reported data appears specifically for your institution through the College Navigator website and is included in your institution's Data Feedback Report (DFR). The purpose of this summary is to provide you an opportunity to view some of the data that, when accepted through the IPEDS quality control process, will appear on the College Navigator website and/or your DFR. College Navigator is updated approximately three months after the data collection period closes and Data Feedback Reports will be available through the [Data Center](#) and sent to your institution's CEO in November 2016.

Please review your data for accuracy. If you have questions about the data displayed below after reviewing the data reported on the survey screens, please contact the IPEDS Help Desk at: 1-877-225-2568 or [ipedshelp@rti.org](mailto:ipedshelp@rti.org).

## Summary of Completions Data

Award Level	Number of Completions	
	1 <sup>st</sup> major	2 <sup>nd</sup> major
<u>Bachelors degree or equivalent</u>	610	35
<u>Postbaccalaureate certificate</u>	0	0
<u>Master's degree</u>	279	1
<u>Post-master's certificate</u>	1	0
<u>Doctor's degree - professional practice</u>	229	11
Total number of degrees and certificates	1,119	

## Summary of Completers Data

	Number of Students		
	Men	Women	Total
All Completers	411	704	1,115

Completions

Loyola University New Orleans (159656)

Source	Description	Severity	Resolved	Options
Global Edits				
Perform Edits	Current year completions (28) are outside the expected range when compared to completions reported in the prior year (12) for: Women, 2-digit field (13), award level (7). Please correct your data or explain. (Error #10505)	Explanation	Yes	
Reason:	Variance in enrollment			
Perform Edits	Current year completions (22) are outside the expected range when compared to completions reported in the prior year (43) for: Women, 2-digit field (39), award level (7). Please correct your data or explain. (Error #10505)	Explanation	Yes	
Reason:	Variance in enrollment			
Perform Edits	Current year completions (39) are outside the expected range when compared to completions reported in the prior year (23) for: Men, 2-digit field (45), award level (5). Please correct your data or explain. (Error #10503)	Explanation	Yes	
Reason:	Variance in enrollment			