

**Institution: Loyola University New Orleans (159656)**

**User ID: P1596561**

### Completions Overview

Welcome to the IPEDS Completions survey component. The Completions component is one of several IPEDS components that is conducted during the Fall data collection period. It collects the number of degrees and certificates awarded by field of study, level of award, race/ethnicity, and gender. The reporting period for the Completions component is during the 12-month time period beginning July 1 of the previous calendar year and ending June 30 of the current calendar year; therefore, for this year's Completions component, the reporting period is between July 1, 2012 and June 30, 2013. The Completions component is also collecting the number of students (e.g., completers) who earned awards between July 1, 2012 and June 30, 2013.

### Completions Common Errors

Some common completions component errors include the following:

- Including award levels on your current year Completions that were not reported on your previous year's (PY) Institutional Characteristics (IC). [Award levels in the PY IC component cannot be changed; therefore, contact the IPEDS Help Desk at 1-877-225-2568 if you need assistance.]
- Forgetting to select CIP codes for new programs of study that are offered by the institution, but do not have completions for the reporting period.
- Forgetting to enter in zero in at least one of the cells for CIP codes that do not have completions.

### Recent Changes

- The following question on **distance education** has been added to the bottom of each individual "CIP Data" screen:  
"Is this program offered as a distance education program?"
- The following two screens, which collect data specifically on students were added to this component, beginning in the 2012-13 survey year:
  - **"All Completers"** - Collects the number of students who earned an award between July 1, 2012 and June 30, 2013 by gender and race/ethnicity. (The intent of this screen is to collect an **unduplicated count** of total numbers of completers.)
  - **"Completers by Level"** - Collects the number of students who earned an award between July 1, 2012 and June 30, 2013 by award level and 1) by gender; 2) by race/ethnicity; and 3) by age.

### General Information

CIP Codes:

The [CIP 2010 Website](#) includes a list of new CIP codes, a list of deleted CIP codes, a list of moved CIP Codes, and an online crosswalk of the 2000 CIP and 2010 CIP.

The Resources Page of the CIP 2010 website contains many valuable resources including:

- CIP 2010 Manual and copies of previous editions of the CIP Manual
- Crosswalk between the 2000 CIP codes and the 2010 CIP codes in Excel format

Keep in mind that some information provided by institutions on the Completions component appear in the [College Navigator](#), which is a major tool used by consumers searching for information about postsecondary education. It is therefore vitally important that you include accurate information about your institution.

Survey materials can be downloaded using the following link: [Survey Materials](#).

The prior year revision system can be accessed using the following link: [Prior Year Revision System](#)

[illegible]

[illegible]

[illegible]

CIPCODE	Award Level	Major	Gender	Non Resident Alien	Hispanic / Latino	American Indian or Alaska Native	Asian	Black or African American	Native Hawaiian or Other Pacific Islander	White	Two or more Races	Race/ ethnicity unknown	Total	distance education program
30.1301 Medieval and Renaissance Studies	5 - Bachelor's degree	2	Total	0	0	0	0	0	0	0	0	0	0	No
			Men	0	0	0	0	0	0	0	0	0	0	
			Women	0	0	0	0	0	0	1	0	0	1	
			Total	0	0	0	0	0	0	1	0	0	1	No
30.9999 Multi-/Interdisciplinary Studies, Other	5 - Bachelor's degree	1	Men	0	0	0	0	0	0	0	0	0	0	
			Women	0	0	0	0	0	0	0	0	0	0	
			Total	0	0	0	0	0	0	0	0	0	0	No
			Men	0	0	0	0	0	0	2	0	1	3	
38.0101 Philosophy	5 - Bachelor's degree	1	Women	0	0	0	0	0	0	3	0	0	3	
			Total	0	0	0	0	0	0	5	0	1	6	No
			Men	0	0	0	0	0	0	0	0	0	0	
38.0101 Philosophy	5 - Bachelor's degree	2	Women	0	0	0	0	0	0	1	0	0	1	
			Total	0	0	0	0	0	0	1	0	0	1	No
			Men	0	1	0	0	2	0	1	0	0	4	
38.0199 Philosophy, Other	5 - Bachelor's degree	1	Women	0	0	0	0	0	0	1	0	1	2	
			Total	0	1	0	0	2	0	2	0	1	6	No
			Men	0	0	0	0	0	0	0	0	0	0	
38.0199 Philosophy, Other	5 - Bachelor's degree	2	Women	0	0	0	1	0	0	0	0	0	1	
			Total	0	0	0	1	0	0	0	0	0	1	No
			Men	0	0	0	0	0	0	1	0	0	1	
38.0201 Religion/Religious Studies	5 - Bachelor's degree	1	Women	0	0	0	0	0	0	1	1	0	2	
			Total	0	0	0	0	0	0	2	1	0	3	No
			Men	0	0	0	0	0	0	0	0	0	0	
38.0201 Religion/Religious Studies	7 - Master's degree	1	Women	0	0	0	0	0	0	0	0	0	0	
			Total	0	0	0	0	0	0	0	0	0	0	No
			Men	0	0	0	0	0	0	0	0	0	0	
38.0201 Religion/Religious Studies	5 - Bachelor's degree	2	Women	0	0	0	0	0	0	0	0	0	0	
			Total	0	0	0	0	0	0	0	0	0	0	No
			Men	0	0	0	0	0	0	1	0	0	1	
38.0203 Christian Studies	5 - Bachelor's degree	1	Women	0	0	0	0	0	0	2	0	0	2	
			Total	0	0	0	0	0	0	3	0	0	3	No
			Men	0	0	0	0	0	0	1	0	0	1	
38.0203 Christian Studies	5 - Bachelor's degree	2	Women	0	0	0	0	0	0	0	0	0	0	
			Total	0	0	0	0	0	0	1	0	0	1	No
			Men	1	0	0	0	0	0	4	0	0	5	
39.0401 Religious Education	7 - Master's degree	1	Women	0	1	0	0	0	0	7	0	0	8	
			Total	1	1	0	0	0	0	11	0	0	13	Yes
			Men	0	0	0	0	0	0	0	0	0	0	
39.0401 Religious Education	8 - Post-Master's certificates	1	Women	0	0	0	0	0	0	0	0	0	0	
			Total	0	0	0	0	0	0	0	0	0	0	Yes
			Men	0	0	0	0	0	0	0	0	0	0	
39.9999 Theology and Religious Vocations, Other	6 - Postbaccalaureate certificates	1	Women	0	0	0	0	0	0	0	0	0	0	
			Total	0	0	0	0	0	0	0	0	0	0	Yes
			Men	0	0	0	1	0	0	3	0	0	4	
39.9999 Theology and Religious Vocations, Other	7 - Master's degree	1	Women	0	3	0	0	0	0	23	0	4	30	
			Total	0	3	0	1	0	0	26	0	4	34	Yes

CIPCODE	Award Level	Major	Gender	Non Resident Alien	Hispanic / Latino	American Indian or Alaska Native	Asian	Black or African American	Native Hawaiian or Other Pacific Islander	White	Two or more Races	Race/ ethnicity unknown	Total	distance education program
39.9999 Theology and Religious Vocations, Other	8 - Post-Master's certificates	1	Men	0	0	0	0	0	0	0	0	0	0	
			Women	0	0	0	0	0	0	0	0	0	0	
			Total	0	0	0	0	0	0	0	0	0	0	Yes
39.9999 Theology and Religious Vocations, Other	7 - Master's degree	2	Men	0	0	0	0	0	0	0	0	0	0	
			Women	0	0	0	0	0	0	0	0	0	0	
			Total	0	0	0	0	0	0	0	0	0	0	Yes
40.0501 Chemistry, General	5 - Bachelor's degree	1	Men	0	0	0	0	0	0	2	0	0	2	
			Women	0	1	0	0	0	0	2	0	0	3	
			Total	0	1	0	0	0	0	4	0	0	5	No
40.0501 Chemistry, General	5 - Bachelor's degree	2	Men	0	0	0	0	0	0	0	0	0	0	
			Women	0	0	0	0	0	0	0	0	0	0	
			Total	0	0	0	0	0	0	0	0	0	0	No
40.0801 Physics, General	5 - Bachelor's degree	1	Men	1	1	0	0	0	0	2	0	0	4	
			Women	0	0	0	0	0	0	0	0	0	0	
			Total	1	1	0	0	0	0	2	0	0	4	No
42.0101 Psychology, General	5 - Bachelor's degree	1	Men	0	0	0	1	3	0	7	0	1	12	
			Women	2	8	0	2	2	0	23	0	3	40	
			Total	2	8	0	3	5	0	30	0	4	52	No
42.0101 Psychology, General	5 - Bachelor's degree	2	Men	0	0	0	0	0	0	0	0	0	0	
			Women	0	0	0	0	0	0	1	0	1	2	
			Total	0	0	0	0	0	0	1	0	1	2	No
42.9999 Psychology, Other	5 - Bachelor's degree	1	Men	0	0	0	0	0	0	2	0	0	2	
			Women	0	1	0	2	2	0	5	0	0	10	
			Total	0	1	0	2	2	0	7	0	0	12	No
43.0104 Criminal Justice/Safety Studies	7 - Master's degree	1	Men	0	0	0	0	3	0	10	0	1	14	
			Women	0	0	0	1	9	0	14	0	2	26	
			Total	0	0	0	1	12	0	24	0	3	40	Yes
43.0106 Forensic Science and Technology	5 - Bachelor's degree	1	Men	0	0	0	0	0	0	0	0	0	0	
			Women	0	0	0	0	1	0	1	0	0	2	
			Total	0	0	0	0	1	0	1	0	0	2	No
45.0101 Social Sciences, General	5 - Bachelor's degree	1	Men	0	0	0	1	1	0	2	0	1	5	
			Women	0	0	0	0	1	0	5	0	0	6	
			Total	0	0	0	1	2	0	7	0	1	11	No
45.0101 Social Sciences, General	5 - Bachelor's degree	2	Men	0	0	0	0	0	0	0	0	0	0	
			Women	0	0	0	0	0	0	0	0	0	0	
			Total	0	0	0	0	0	0	0	0	0	0	No
45.0401 Criminology	5 - Bachelor's degree	1	Men	0	1	0	1	0	0	5	0	1	8	
			Women	0	1	0	0	5	0	7	0	1	14	
			Total	0	2	0	1	5	0	12	0	2	22	No
45.0401 Criminology	7 - Master's degree	1	Men	0	1	0	0	0	0	1	0	0	2	
			Women	0	0	0	0	1	0	1	0	1	3	
			Total	0	1	0	0	1	0	2	0	1	5	No
45.0401 Criminology	5 - Bachelor's degree	2	Men	0	0	0	0	0	0	0	0	0	0	
			Women	0	0	0	0	0	0	1	0	0	1	
			Total	0	0	0	0	0	0	1	0	0	1	No
45.0601		1	Men	0	0	0	0	0	0	2	0	0	2	

CIPCODE	Award Level	Major	Gender	Non Resident Alien	Hispanic / Latino	American Indian or Alaska Native	Asian	Black or African American	Native Hawaiian or Other Pacific Islander	White	Two or more Races	Race/ ethnicity unknown	Total	distance education program
Economics, General	5 - Bachelor's degree		Women	0	0	0	0	0	0	3	0	0	3	
			Total	0	0	0	0	0	0	5	0	0	5	No
45.0601 Economics, General	5 - Bachelor's degree	2	Men	0	0	0	0	0	0	0	0	0	0	
			Women	0	0	0	0	0	0	2	0	0	2	
			Total	0	0	0	0	0	0	2	0	0	2	No
45.1001 Political Science and Government, General	5 - Bachelor's degree	1	Men	0	1	0	2	1	0	7	0	3	14	
			Women	0	2	0	1	4	0	9	0	3	19	
			Total	0	3	0	3	5	0	16	0	6	33	No
45.1001 Political Science and Government, General	5 - Bachelor's degree	2	Men	0	1	0	0	1	0	0	0	0	2	
			Women	0	0	0	0	0	0	0	0	0	0	
			Total	0	1	0	0	1	0	0	0	0	2	No
45.1101 Sociology	5 - Bachelor's degree	1	Men	0	2	0	0	1	0	1	0	1	5	
			Women	0	1	0	1	2	0	12	0	1	17	
			Total	0	3	0	1	3	0	13	0	2	22	No
45.1101 Sociology	5 - Bachelor's degree	2	Men	0	0	0	0	0	0	0	0	0	0	
			Women	0	0	0	0	0	0	1	0	0	1	
			Total	0	0	0	0	0	0	1	0	0	1	No
45.9999 Social Sciences, Other	5 - Bachelor's degree	1	Men	0	0	0	0	0	0	0	0	0	0	
			Women	0	0	0	0	0	0	0	0	0	0	
			Total	0	0	0	0	0	0	0	0	0	0	No
45.9999 Social Sciences, Other	5 - Bachelor's degree	2	Men	0	0	0	0	0	0	0	0	0	0	
			Women	0	0	0	0	0	0	0	0	0	0	
			Total	0	0	0	0	0	0	0	0	0	0	No
50.0402 Commercial and Advertising Art	5 - Bachelor's degree	1	Men	1	0	0	0	0	0	3	0	0	4	
			Women	0	1	0	2	0	0	0	0	0	3	
			Total	1	1	0	2	0	0	3	0	0	7	No
50.0402 Commercial and Advertising Art	5 - Bachelor's degree	2	Men	0	0	0	0	0	0	0	0	0	0	
			Women	0	0	0	0	0	0	0	0	0	0	
			Total	0	0	0	0	0	0	0	0	0	0	No
50.0501 Drama and Dramatics/Theatre Arts, General	5 - Bachelor's degree	1	Men	0	1	0	2	1	0	3	0	1	8	
			Women	0	0	0	0	0	0	6	0	1	7	
			Total	0	1	0	2	1	0	9	0	2	15	No
50.0501 Drama and Dramatics/Theatre Arts, General	5 - Bachelor's degree	2	Men	0	0	0	0	0	0	0	0	0	0	
			Women	0	0	0	0	0	0	0	0	0	0	
			Total	0	0	0	0	0	0	0	0	0	0	No
50.0701 Art/Art Studies, General	5 - Bachelor's degree	1	Men	0	0	0	0	0	0	0	0	0	0	
			Women	0	0	0	0	1	0	4	0	0	5	
			Total	0	0	0	0	1	0	4	0	0	5	No
50.0701 Art/Art Studies, General	5 - Bachelor's degree	2	Men	0	0	0	0	0	0	0	0	0	0	
			Women	0	0	0	0	0	0	0	0	0	0	
			Total	0	0	0	0	0	0	0	0	0	0	No
50.0799 Fine Arts and Art Studies, Other	5 - Bachelor's degree	1	Men	0	0	0	0	0	0	1	0	0	1	
			Women	0	0	0	1	0	0	1	0	0	2	
			Total	0	0	0	1	0	0	2	0	0	3	No





CIPCODE	Award Level	Major	Gender	Non Resident Alien	Hispanic / Latino	American Indian or Alaska Native	Asian	Black or African American	Native Hawaiian or Other Pacific Islander	White	Two or more Races	Race/ ethnicity unknown	Total	distance education program
Music Therapy/Therapist			Women	0	0	0	0	0	0	1	0	0	1	
			Total	0	0	0	0	0	0	1	0	0	1	No
51.3801 Registered Nursing/Registered Nurse	5 - Bachelor's degree	1	Men	0	0	0	0	0	0	0	1	0	1	
			Women	0	0	0	0	3	0	7	0	0	10	
			Total	0	0	0	0	3	0	7	1	0	11	Yes
51.3803 Adult Health Nurse/Nursing	7 - Master's degree	1	Men	0	0	0	0	0	0	0	0	0	0	
			Women	0	0	0	0	0	0	0	0	0	0	
			Total	0	0	0	0	0	0	0	0	0	0	Yes
51.3805 Family Practice Nurse/Nursing	6 - Postbaccalaureate certificates	1	Men	0	0	0	0	0	0	0	0	0	0	
			Women	0	0	0	0	0	0	0	0	0	0	
			Total	0	0	0	0	0	0	0	0	0	0	Yes
51.3805 Family Practice Nurse/Nursing	7 - Master's degree	1	Men	0	0	0	0	0	0	0	0	0	0	
			Women	0	1	0	0	3	0	6	0	0	10	
			Total	0	1	0	0	3	0	6	0	0	10	Yes
51.3818 Nursing Practice	18 - Doctor's degree - professional practice	1	Men	0	0	0	1	0	0	0	0	0	1	
			Women	0	1	0	0	4	0	8	0	1	14	
			Total	0	1	0	1	4	0	8	0	1	15	Yes
51.3899 Registered Nursing, Nursing Administration, Nursing Research and Clinical Nursing, Other	7 - Master's degree	1	Men	0	1	0	0	2	0	12	0	1	16	
			Women	0	4	3	5	26	1	110	0	10	159	
			Total	0	5	3	5	28	1	122	0	11	175	Yes
52.0101 Business/Commerce, General	7 - Master's degree	1	Men	1	2	0	0	0	0	13	0	3	19	
			Women	0	0	0	1	1	0	7	0	0	9	
			Total	1	2	0	1	1	0	20	0	3	28	No
52.0201 Business Administration and Management, General	5 - Bachelor's degree	1	Men	1	5	0	0	0	0	12	0	0	18	
			Women	0	5	0	0	1	0	3	0	0	9	
			Total	1	10	0	0	1	0	15	0	0	27	No
52.0201 Business Administration and Management, General	5 - Bachelor's degree	2	Men	1	1	0	0	0	0	0	0	0	2	
			Women	0	1	0	0	0	0	4	0	1	6	
			Total	1	2	0	0	0	0	4	0	1	8	No
52.0301 Accounting	5 - Bachelor's degree	1	Men	1	0	0	1	0	0	4	0	0	6	
			Women	0	2	1	7	2	0	6	0	1	19	
			Total	1	2	1	8	2	0	10	0	1	25	No
52.0301 Accounting	5 - Bachelor's degree	2	Men	0	0	0	0	0	0	0	0	0	0	
			Women	0	0	0	0	0	0	0	0	0	0	
			Total	0	0	0	0	0	0	0	0	0	0	No
52.0601 Business/Managerial Economics	5 - Bachelor's degree	1	Men	0	0	0	0	0	0	8	0	0	8	
			Women	2	1	0	0	0	0	3	0	0	6	
			Total	2	1	0	0	0	0	11	0	0	14	No
52.0601 Business/Managerial Economics	5 - Bachelor's degree	2	Men	0	0	0	0	0	0	3	0	0	3	
			Women	0	0	0	0	0	0	0	0	0	0	
			Total	0	0	0	0	0	0	3	0	0	3	No
52.0801 Finance, General	5 - Bachelor's degree	1	Men	2	1	0	0	1	0	3	0	1	8	
			Women	1	1	0	1	0	0	2	0	1	6	

CIPCODE	Award Level	Major	Gender	Non Resident Alien	Hispanic / Latino	American Indian or Alaska Native	Asian	Black or African American	Native Hawaiian or Other Pacific Islander	White	Two or more Races	Race/ ethnicity unknown	Total	distance education program
			Total	3	2	0	1	1	0	5	0	2	14	No
52.0801	5 - Bachelor's degree	2	Men	0	2	0	0	0	0	2	0	0	4	
Finance, General			Women	1	2	0	0	0	0	2	0	0	5	
			Total	1	4	0	0	0	0	4	0	0	9	No
52.1101	5 - Bachelor's degree	1	Men	2	2	0	0	2	0	2	0	0	8	
International Business/Trade/Commerce			Women	2	3	0	1	0	0	4	0	1	11	
			Total	4	5	0	1	2	0	6	0	1	19	No
52.1101	5 - Bachelor's degree	2	Men	0	0	0	0	0	0	2	0	0	2	
International Business/Trade/Commerce			Women	0	2	0	0	0	0	1	0	0	3	
			Total	0	2	0	0	0	0	3	0	0	5	No
52.1401	5 - Bachelor's degree	1	Men	1	2	0	0	2	0	5	1	2	13	
Marketing/Marketing Management, General			Women	1	4	0	0	5	0	12	0	1	23	
			Total	2	6	0	0	7	0	17	1	3	36	No
52.1401	5 - Bachelor's degree	2	Men	1	3	0	0	1	0	3	0	0	8	
Marketing/Marketing Management, General			Women	2	3	0	1	1	0	1	0	0	8	
			Total	3	6	0	1	2	0	4	0	0	16	No
54.0101	5 - Bachelor's degree	1	Men	0	1	0	0	1	0	6	0	1	9	
History, General			Women	0	0	0	0	0	0	4	0	0	4	
			Total	0	1	0	0	1	0	10	0	1	13	No
54.0101	5 - Bachelor's degree	2	Men	0	0	0	0	0	0	2	0	0	2	
History, General			Women	0	0	0	0	0	0	1	0	0	1	
			Total	0	0	0	0	0	0	3	0	0	3	No

**Completions: total by first major**

99.0000 Summary Grand Totals	Award Level	Nonresi- dent alien	Hispanic Latino	American Indian or Alaska Native	Asian	Black or African American	Native Hawaiian or Other Pacific Islander	White	Two or more Races	Race/ ethnicity unknown	Total	PY Total
<b>Bachelor's degree</b>	<b>5</b>											
Men		15	31	1	14	21	0	152	2	23	259	238
Women		10	43	2	27	53	0	204	2	21	362	308
<b>Total</b>		25	74	3	41	74	0	356	4	44	621	546
<b>Postbaccalaureate certificates</b>	<b>6</b>											
Men		0	0	0	0	0	0	0	0	0	0	0
Women		0	0	0	0	0	0	0	0	0	0	0
<b>Total</b>		0	0	0	0	0	0	0	0	0	0	0
<b>Master's degree</b>	<b>7</b>											
Men		3	4	0	1	5	0	47	0	7	67	62
Women		0	13	3	7	42	1	180	0	18	264	251
<b>Total</b>		3	17	3	8	47	1	227	0	25	331	313
<b>Post-Master's certificates</b>	<b>8</b>											
Men		0	0	0	0	0	0	0	0	0	0	0
Women		0	0	0	0	0	0	0	0	0	0	0
<b>Total</b>		0	0	0	0	0	0	0	0	0	0	0
<b>Doctor's degree - professional practice</b>	<b>18</b>											
Men		1	16	1	7	9	0	82	1	7	124	126
Women		1	12	0	6	17	0	99	2	9	146	163
<b>Total</b>		2	28	1	13	26	0	181	3	16	270	289
Grand Total Men		19	51	2	22	35	0	281	3	37	450	426
Grand Total Women		11	68	5	40	112	1	483	4	48	772	722
Grand Total		30	119	7	62	147	1	764	7	85	1222	1148
PY Grand Total Men		10	35	5	16	36	0	282	6	36		426

PY Grand Total Women		10	54	4	24	136	1	427	13	53		722
PY Grand Total		20	89	9	40	172	1	709	19	89		1148

**Completions: total by second major**

99.0000 Summary Grand Totals	Award Level	Nonresident alien	Hispanic Latino	American Indian or Alaska Native	Asian	Black or African American	Native Hawaiian or Other Pacific Islander	White	Two or more Races	Race/ethnicity unknown	Total	PY Total
<b>Bachelor's degree</b>	<b>5</b>											
Men		2	8	0	0	3	0	22	0	1	36	18
Women		3	11	0	2	2	0	21	0	4	43	29
<b>Total</b>		5	19	0	2	5	0	43	0	5	79	47
<b>Master's degree</b>	<b>7</b>											
Men		0	0	0	0	0	0	0	0	0	0	0
Women		0	0	0	0	0	0	0	0	0	0	0
<b>Total</b>		0	0	0	0	0	0	0	0	0	0	0
<b>Doctor's degree - professional practice</b>	<b>18</b>											
Men		0	0	0	0	0	0	0	0	0	0	1
Women		0	0	0	0	0	0	0	0	0	0	3
<b>Total</b>		0	0	0	0	0	0	0	0	0	0	4

Grand Total Men		2	8	0	0	3	0	22	0	1	36	19
Grand Total Women		3	11	0	2	2	0	21	0	4	43	32
Grand Total		5	19	0	2	5	0	43	0	5	79	51

PY Grand Total Men		4	3	0	0	0	0	11	0	1		19
PY Grand Total Women		2	4	0	0	5	0	16	2	3		32
PY Grand Total		6	7	0	0	5	0	27	2	4		51

## All Completers

Institutions must report the following information. (Some data will be pre-populated from the completions by CIP code data.)

## All Completers

Number of students by gender and race and ethnicity earning an award between July 1, 2012 and June 30, 2013. Count each student only once, regardless of how many awards he/she earned. The intent of this screen is to collect an unduplicated count of total numbers of *completers*.

- Report Hispanic/Latino individuals of any race as Hispanic/Latino
- Report race for non-Hispanic/Latino individuals only

	Men		Women		Total Students
	Number of Students	Total Awards	Number of Students	Total Awards	
<u>Nonresident alien</u>	19	19	11	11	30
<u>Hispanic/Latino</u>	51	51	68	68	119
<u>American Indian or Alaska Native</u>	2	2	5	5	7
<u>Asian</u>	22	22	40	40	62
<u>Black or African American</u>	35	35	112	112	147
<u>Native Hawaiian or Other Pacific Islander</u>		0	1	1	1
<u>White</u>	281	281	483	483	764
<u>Two or more races</u>	3	3	4	4	7
<u>Race and ethnicity unknown</u>	37	37	48	48	85
<b>TOTAL</b>	450	450	772	772	1,222
<b>PY TOTAL</b>	424		721		1,145

## Completers by Level

Institutions must report the following information. This screen will be shown for each of the following award categories for which completions have been reported:

- Less than 1-year certificates
- At least 1 but less than 4-year certificates
- Associate's degrees
- Bachelor's degrees
- Master's degrees
- Doctor's degrees
- Postbaccalaureate and post-master's certificates

## Bachelor's degrees

Number of students by gender, by race and ethnicity, and by age earning this award between July 1, 2012 and June 30, 2013. Each student should be counted once per award level. For example, if a student earned a master's degree and a doctor's degree, he/she should be counted once in master's and once in doctor's. A student earning two master's degrees should be counted only once.

- Report Hispanic/Latino individuals of any race as Hispanic/Latino
- Report race for non-Hispanic/Latino individuals only


	Number of Students	Total Awards
<b>By Gender</b>		
Men	<input type="text" value="259"/>	259
Women	<input type="text" value="362"/>	362
<b>TOTAL</b>	621	621
PY TOTAL	546	

## By Race/Ethnicity

<u>Nonresident alien</u>	<input type="text" value="25"/>	25
<u>Hispanic/Latino</u>	<input type="text" value="74"/>	74
<u>American Indian or Alaska Native</u>	<input type="text" value="3"/>	3
<u>Asian</u>	<input type="text" value="41"/>	41
<u>Black or African American</u>	<input type="text" value="74"/>	74
<u>Native Hawaiian or Other Pacific Islander</u>		0

	<input type="text"/>	
<u>White</u>	356	356
Two or more races	4	4
<u>Race and ethnicity unknown</u>	44	44
<b>TOTAL</b>	621	621

--

 <b>By Age</b>		
Under 18	<input type="text"/>	
18-24	528	
25-39	76	
40 and Above	17	
Age Unknown	<input type="text"/>	
<b>TOTAL</b>	621	621

Completers by Level

Institutions must report the following information. This screen will be shown for each of the following award categories for which completions have been reported:

- Less than 1-year certificates
- At least 1 but less than 4-year certificates
- Associate's degrees
- Bachelor's degrees
- Master's degrees
- Doctor's degrees
- Postbaccalaureate and post-master's certificates

Master's degrees

Number of students by gender, by race and ethnicity, and by age earning this award between July 1, 2012 and June 30, 2013. Each student should be counted once per award level. For example, if a student earned a master's degree and a doctor's degree, he/she should be counted once in master's and once in doctor's. A student earning two master's degrees should be counted only once.


- Report Hispanic/Latino individuals of any race as Hispanic/Latino
- Report race for non-Hispanic/Latino individuals only

	Number of Students	Total Awards
By Gender		
Men	67	67
Women	264	264
TOTAL	331	331
PY TOTAL	313	
By Race/Ethnicity		
Nonresident alien	3	3
Hispanic/Latino	17	17
American Indian or Alaska Native	3	3
Asian	8	8
Black or African American	47	47
Native Hawaiian or Other Pacific Islander		1



	<input type="text" value="1"/>	
<u>White</u>	<input type="text" value="227"/>	227
Two or more races	<input type="text"/>	0
<u>Race and ethnicity unknown</u>	<input type="text" value="25"/>	25
<b>TOTAL</b>	331	331

--

 <b>By Age</b>		
Under 18	<input type="text"/>	
18-24	<input type="text" value="3"/>	
25-39	<input type="text" value="152"/>	
40 and Above	<input type="text" value="176"/>	
Age Unknown	<input type="text"/>	
<b>TOTAL</b>	331	331

## Completers by Level

Institutions must report the following information. This screen will be shown for each of the following award categories for which completions have been reported:

- Less than 1-year certificates
- At least 1 but less than 4-year certificates
- Associate's degrees
- Bachelor's degrees
- Master's degrees
- Doctor's degrees
- Postbaccalaureate and post-master's certificates

## Doctor's degrees


Number of students by gender, by race and ethnicity, and by age earning this award between July 1, 2012 and June 30, 2013. Each student should be counted once per award level. For example, if a student earned a master's degree and a doctor's degree, he/she should be counted once in master's and once in doctor's. A student earning two master's degrees should be counted only once.

- Report Hispanic/Latino individuals of any race as Hispanic/Latino
- Report race for non-Hispanic/Latino individuals only

	Number of Students	Total Awards
<b>By Gender</b>		
Men	124	124
Women	146	146
<b>TOTAL</b>	270	270
PY TOTAL	288	
<b>By Race/Ethnicity</b>		
<u>Nonresident alien</u>	2	2
<u>Hispanic/Latino</u>	28	28
<u>American Indian or Alaska Native</u>	1	1
<u>Asian</u>	13	13
<u>Black or African American</u>	26	26
<u>Native Hawaiian or Other Pacific Islander</u>		0

	<input type="text"/>	
<u>White</u>	181	181
Two or more races	3	3
<u>Race and ethnicity unknown</u>	16	16
<b>TOTAL</b>	270	270

--

 <b>By Age</b>		
Under 18	<input type="text"/>	
18-24	2	
25-39	244	
40 and Above	24	
Age Unknown	<input type="text"/>	
<b>TOTAL</b>	270	270

## Summary

IPEDS collects important information regarding your institution. All data reported in IPEDS survey components become available in the IPEDS Data Center and appear as aggregated data in various Department of Education reports. Additionally, some of the reported data appears specifically for your institution through the College Navigator website and is included in your institution's Data Feedback Report (DFR). The purpose of this summary is to provide you an opportunity to view some of the data that, when accepted through the IPEDS quality control process, will appear on the College Navigator website and/or your DFR. College Navigator is updated approximately three months after the data collection period closes and Data Feedback Reports will be available through the [Data Center](#) and sent to your institution's CEO in November 2014.

Please review your data for accuracy. If you have questions about the data displayed below after reviewing the data reported on the survey screens, please contact the IPEDS Help Desk at: 1-877-225-2568 or [ipedshelp@rti.org](mailto:ipedshelp@rti.org).

## Summary of Completions Data

Award Level	Number of Completions	
	1 <sup>st</sup> major	2 <sup>nd</sup> major
<u>Bachelors degree or equivalent</u>	621	79
<u>Postbaccalaureate certificate</u>	0	0
<u>Master's degree</u>	331	0
<u>Post-master's certificate</u>	0	0
<u>Doctor's degree - professional practice</u>	270	0
Total number of degrees and certificates	1,222	

## Summary of Completers Data

	Number of Students		
	Men	Women	Total
All Completers	450	772	1,222

Completions

Loyola University New Orleans (159656)

Source	Description	Severity	Resolved	Options
Global Edits				
Perform Edits	Current year completions (74) are outside the expected range when compared to completions reported in the prior year (40) for: Women, 2-digit field (52), award level (5). Please correct your data or explain. (Error #10506)	Explanation	Yes	
Reason:	Loyola University New Orleans graduated 74 females in 2-digit field (52), award level (5) in the current year.			