

Institution: Loyola University New Orleans (159656)

User ID: 22E0011

Completions Overview

Welcome to the IPEDS Completions survey component. The Completions component is one of several IPEDS components that is conducted during the Fall data collection period. It collects the number of degrees and certificates awarded by field of study, level of award, race/ethnicity, and gender. The reporting period for the Completions component is during the 12-month time period beginning July 1 of the previous calendar year and ending June 30 of the current calendar year; therefore, for this year's Completions component, the reporting period is between July 1, 2015 and June 30, 2016. The Completions component is also collecting the number of students (e.g., completers) who earned awards between July 1, 2015 and June 30, 2016.

Completions Common Errors

Some common completions component errors include the following:

- Including award levels on your current year Completions that were not reported on your previous year's (PY) Institutional Characteristics (IC). [Award levels in the PY IC component cannot be changed; therefore, contact the IPEDS Help Desk at 1-877-225-2568 if you need assistance.]
- Forgetting to select CIP codes for new programs of study that are offered by the institution, but do not have completions for the reporting period.
- Forgetting to enter in zero in at least one of the cells for CIP codes that do not have completions.

Recent Changes

- The following question on **distance education** has been added to the bottom of each individual "CIP Data" screen:
"Is this program offered as a distance education program?"
- The following two screens, which collect data specifically on students were added to this component, beginning in the 2013-14 survey year:
 - **"All Completers"** - Collects the number of students who earned an award between July 1, 2015 and June 30, 2016 by gender and race/ethnicity. (The intent of this screen is to collect an **unduplicated count** of total numbers of completers.)
 - **"Completers by Level"** - Collects the number of students who earned an award between July 1, 2015 and June 30, 2016 by award level and 1) by gender; 2) by race/ethnicity; and 3) by age.
- The definition for Post-baccalaureate Certificate has changed slightly for the 2016-17 collection. The new definition is as follows: **An award that requires completion of an organized program of study beyond the bachelor's. It is designed for persons who have completed a baccalaureate degree, but does not meet the requirements of a master's degree.**

NOTE: Even though Teacher Preparation certificate programs may require a bachelor's degree for admission, they are considered sub-baccalaureate undergraduate programs, and students in these programs are undergraduate students.

General Information

CIP Codes:

The [CIP 2010 Website](#) includes a list of new CIP codes, a list of deleted CIP codes, a list of moved CIP Codes, and an online crosswalk of the 2000 CIP and 2010 CIP.

The Resources Page of the CIP 2010 website contains many valuable resources including:

- CIP 2010 Manual and copies of previous editions of the CIP Manual
- Crosswalk between the 2000 CIP codes and the 2010 CIP codes in Excel format

Keep in mind that some information provided by institutions on the Completions component appear in the [College Navigator](#), which is a major tool used by consumers searching for information about postsecondary education. It is therefore vitally important that you include accurate information about your institution.

Survey materials can be downloaded using the following link: [Survey Materials](#).

The prior year revision system can be accessed using the following link: [Prior Year Revision System](#)

[illegible]

[illegible]

CIPCODE	Award Level	Major	Gender	Non Resident Alien	Hispanic / Latino	American Indian or Alaska Native	Asian	Black or African American	Native Hawaiian or Other Pacific Islander	White	Two or more Races	Race/ ethnicity unknown	Total	distance education program
16.1202 Ancient/Classical Greek Language and Literature	5 - Bachelor's degree	2	Men	0	0	0	0	0	0	0	0	0	0	
			Women	0	0	0	0	0	0	0	0	0	0	
			Total	0	0	0	0	0	0	0	0	0	0	No
16.1203 Latin Language and Literature	5 - Bachelor's degree	1	Men	0	0	0	0	0	0	0	0	0	0	
			Women	0	0	0	0	0	0	1	0	0	1	
			Total	0	0	0	0	0	0	1	0	0	1	No
16.1203 Latin Language and Literature	5 - Bachelor's degree	2	Men	0	0	0	0	0	0	0	0	0	0	
			Women	0	0	0	0	0	0	0	0	0	0	
			Total	0	0	0	0	0	0	0	0	0	0	No
16.1299 Classics and Classical Languages, Literatures, and Linguistics, Other	5 - Bachelor's degree	1	Men	0	0	0	0	0	0	0	0	0	0	
			Women	0	0	0	0	0	0	0	0	0	0	
			Total	0	0	0	0	0	0	0	0	0	0	No
16.1299 Classics and Classical Languages, Literatures, and Linguistics, Other	5 - Bachelor's degree	2	Men	0	1	0	0	0	0	0	0	0	1	
			Women	0	0	0	0	0	0	1	0	0	1	
			Total	0	1	0	0	0	0	1	0	0	2	No
22.0101 Law	18 - Doctor's degree - professional practice	1	Men	1	9	0	2	10	0	80	1	1	104	
			Women	0	9	1	5	12	0	78	3	5	113	
			Total	1	18	1	7	22	0	158	4	6	217	No
22.0101 Law	18 - Doctor's degree - professional practice	2	Men	0	0	0	1	0	0	1	0	0	2	
			Women	0	0	0	0	0	0	4	0	0	4	
			Total	0	0	0	1	0	0	5	0	0	6	No
22.0203 American/U.S. Law/Legal Studies/Jurisprudence	7 - Master's degree	1	Men	2	0	0	0	0	0	0	0	0	2	
			Women	4	0	0	0	0	0	1	0	1	6	
			Total	6	0	0	0	0	0	1	0	1	8	No
23.0101 English Language and Literature, General	5 - Bachelor's degree	1	Men	0	0	0	0	0	0	0	0	0	0	
			Women	0	1	0	0	0	0	2	0	0	3	
			Total	0	1	0	0	0	0	2	0	0	3	No
23.0101 English Language and Literature, General	5 - Bachelor's degree	2	Men	0	0	0	0	0	0	0	0	0	0	
			Women	0	0	0	0	0	0	0	0	0	0	
			Total	0	0	0	0	0	0	0	0	0	0	No
23.1302 Creative Writing	5 - Bachelor's degree	1	Men	0	0	0	1	0	0	6	0	1	8	
			Women	0	2	0	0	3	0	4	0	1	10	
			Total	0	2	0	1	3	0	10	0	2	18	No
23.1302 Creative Writing	5 - Bachelor's degree	2	Men	0	0	0	0	0	0	0	0	0	0	
			Women	0	0	0	0	0	0	1	0	0	1	
			Total	0	0	0	0	0	0	1	0	0	1	No
23.1401 General Literature	5 - Bachelor's degree	1	Men	0	1	0	0	0	0	2	0	0	3	
			Women	0	1	0	0	2	0	4	0	0	7	
			Total	0	2	0	0	2	0	6	0	0	10	No
23.1401 General Literature	5 - Bachelor's degree	2	Men	0	0	0	0	0	0	1	0	0	1	
			Women	0	0	0	0	0	0	0	0	0	0	
			Total	0	0	0	0	0	0	1	0	0	1	No
23.9999		1	Men	0	0	0	0	0	0	4	0	0	4	

CIPCODE	Award Level	Major	Gender	Non Resident Alien	Hispanic / Latino	American Indian or Alaska Native	Asian	Black or African American	Native Hawaiian or Other Pacific Islander	White	Two or more Races	Race/ ethnicity unknown	Total	distance education program
English Language and Literature/Letters, Other 24.0199	5 - Bachelor's degree	1	Women	0	0	0	0	1	0	3	0	0	4	
			Total	0	0	0	0	1	0	7	0	0	8	No
			Men	0	0	0	0	0	0	2	0	0	2	
Liberal Arts and Sciences, General Studies and Humanities, Other 26.0101	5 - Bachelor's degree	1	Women	0	0	0	0	0	0	1	0	0	1	
			Total	0	0	0	0	0	0	3	0	0	3	No
			Men	0	3	0	2	0	0	4	0	0	9	
Biology/Biological Sciences, General 26.0101	5 - Bachelor's degree	1	Women	1	2	0	5	2	0	6	1	3	20	
			Total	1	5	0	7	2	0	10	1	3	29	No
			Men	0	0	0	0	0	0	0	0	0	0	
Biology/Biological Sciences, General 26.0202	5 - Bachelor's degree	2	Women	0	0	0	0	0	0	0	0	0	0	
			Total	0	0	0	0	0	0	0	0	0	0	No
			Men	0	1	0	0	0	0	0	0	1	2	
Biochemistry 27.0101	5 - Bachelor's degree	1	Women	0	2	0	0	1	0	1	0	0	4	
			Total	0	3	0	0	1	0	1	0	1	6	No
			Men	0	0	0	0	0	0	0	0	0	0	
Mathematics, General 27.0101	5 - Bachelor's degree	1	Women	0	0	0	0	1	0	2	0	0	3	
			Total	0	0	0	0	1	0	2	0	0	3	No
			Men	0	0	0	0	0	0	0	0	0	0	
Mathematics, General 27.0101	5 - Bachelor's degree	2	Women	0	1	0	0	0	0	0	0	0	1	
			Total	0	1	0	0	0	0	0	0	0	1	No
			Men	0	0	0	0	0	0	0	0	0	0	
Computational Mathematics 27.0303	5 - Bachelor's degree	1	Women	0	0	0	0	0	0	0	0	0	0	
			Total	0	0	0	0	0	0	0	0	0	0	No
			Men	0	0	0	0	0	0	0	0	0	0	
Philosophy 38.0101	5 - Bachelor's degree	1	Women	0	1	0	0	0	0	1	0	0	2	
			Total	0	1	0	1	0	0	3	0	0	5	No
			Men	0	0	0	1	0	0	0	0	0	2	
Philosophy 38.0101	5 - Bachelor's degree	2	Women	0	0	0	0	0	0	1	0	0	1	
			Total	0	1	0	1	0	0	1	0	0	3	No
			Men	0	0	0	0	0	0	2	0	0	2	
Philosophy, Other 38.0199	5 - Bachelor's degree	1	Women	0	2	0	0	0	0	1	0	1	4	
			Total	0	2	0	0	0	0	3	0	1	6	No
			Men	0	0	0	0	0	0	0	0	0	0	
Philosophy, Other 38.0199	5 - Bachelor's degree	2	Women	0	0	0	0	0	0	0	0	0	0	
			Total	0	0	0	0	0	0	0	0	0	0	No
			Men	0	0	0	0	0	0	0	0	0	0	
Religion/Religious Studies 38.0201	5 - Bachelor's degree	1	Women	0	0	0	0	0	0	0	0	0	0	
			Total	0	0	0	0	0	0	0	0	0	0	No
			Men	0	0	0	0	0	0	0	0	0	0	
Religion/Religious Studies 38.0201	7 - Master's degree	1	Women	0	0	0	0	0	0	0	0	0	0	
			Total	0	0	0	0	0	0	0	0	0	0	No
			Men	0	0	0	0	0	0	0	0	0	0	
Religion/Religious Studies 38.0201	5 - Bachelor's degree	2	Women	0	0	0	0	0	0	0	0	0	0	
			Total	0	0	0	0	0	0	0	0	0	0	No
			Men	0	0	0	0	1	0	0	0	0	1	
38.0203		1	Men	0	0	0	0	1	0	0	0	0	1	

CIPCODE	Award Level	Major	Gender	Non Resident Alien	Hispanic / Latino	American Indian or Alaska Native	Asian	Black or African American	Native Hawaiian or Other Pacific Islander	White	Two or more Races	Race/ ethnicity unknown	Total	distance education program
Christian Studies	5 - Bachelor's degree		Women	0	0	0	0	0	0	0	0	0	0	
			Total	0	0	0	0	1	0	0	0	0	1	No
38.0203 Christian Studies	5 - Bachelor's degree	2	Men	0	0	0	0	0	0	0	0	0	0	
			Women	0	0	0	0	0	0	0	0	0	0	
39.0401 Religious Education	7 - Master's degree	1	Total	0	0	0	0	0	0	0	0	0	0	No
			Men	0	0	0	0	0	0	1	0	0	1	
39.0401 Religious Education	8 - Post-Master's certificates	1	Women	0	0	0	0	0	0	6	0	1	7	
			Total	0	0	0	0	0	0	7	0	1	8	Yes
39.9999 Theology and Religious Vocations, Other	6 - Postbaccalaureate certificates	1	Men	0	0	0	0	0	0	0	0	0	0	
			Women	0	0	0	0	0	0	0	0	0	0	
39.9999 Theology and Religious Vocations, Other	7 - Master's degree	1	Total	0	0	0	0	0	0	0	0	0	0	Yes
			Men	0	0	0	0	1	0	10	0	1	12	
40.0501 Chemistry, General	5 - Bachelor's degree	1	Women	0	2	0	0	1	0	13	1	1	18	
			Total	0	2	0	0	2	0	23	1	2	30	Yes
40.0501 Chemistry, General	5 - Bachelor's degree	2	Men	0	0	0	0	0	0	0	0	0	0	
			Women	1	0	0	0	0	0	0	0	0	1	
40.0510 Forensic Chemistry	5 - Bachelor's degree	1	Total	1	0	0	0	0	0	0	0	0	1	No
			Men	0	0	0	0	0	0	0	0	0	0	
40.0510 Forensic Chemistry	5 - Bachelor's degree	2	Women	0	0	0	0	0	0	0	0	0	0	
			Total	0	0	0	0	0	0	0	0	0	0	No
40.0801 Physics, General	5 - Bachelor's degree	1	Men	0	0	0	0	0	0	0	0	0	0	
			Women	0	1	0	0	1	0	2	0	0	4	
42.0101 Psychology, General	5 - Bachelor's degree	1	Total	0	1	0	0	1	0	2	0	0	4	No
			Men	0	0	0	0	0	0	0	0	0	0	
42.0101 Psychology, General	5 - Bachelor's degree	2	Women	0	0	0	0	0	0	0	0	0	0	
			Total	0	0	0	0	0	0	2	0	0	2	No
42.2799 Research and Experimental Psychology, Other	5 - Bachelor's degree	1	Men	0	0	0	0	0	0	0	0	0	0	
			Women	0	3	0	1	2	0	1	0	0	7	
42.2799 Research and Experimental Psychology, Other	5 - Bachelor's degree	2	Total	0	3	0	1	2	0	1	0	0	7	No
			Men	0	0	0	0	0	0	0	0	0	0	
42.2799 Research and Experimental Psychology, Other	5 - Bachelor's degree	2	Women	0	0	0	0	0	0	0	0	0	0	
			Total	0	0	0	0	0	0	0	0	0	0	No

CIPCODE	Award Level	Major	Gender	Non Resident Alien	Hispanic / Latino	American Indian or Alaska Native	Asian	Black or African American	Native Hawaiian or Other Pacific Islander	White	Two or more Races	Race/ ethnicity unknown	Total	distance education program
42.9999 Psychology, Other	5 - Bachelor's degree	1	Men	0	0	0	0	0	0	0	0	0	0	
			Women	0	0	0	0	0	0	0	0	1	1	
			Total	0	0	0	0	0	0	0	0	1	1	No
42.9999 Psychology, Other	5 - Bachelor's degree	2	Men	0	0	0	0	0	0	0	0	0	0	
			Women	0	0	0	0	0	0	0	0	0	0	
			Total	0	0	0	0	0	0	0	0	0	0	No
43.0104 Criminal Justice/Safety Studies	7 - Master's degree	1	Men	0	2	0	0	1	0	3	0	0	6	
			Women	0	0	1	0	10	0	8	0	1	20	
			Total	0	2	1	0	11	0	11	0	1	26	No
43.0104 Criminal Justice/Safety Studies	7 - Master's degree	2	Men	0	0	0	0	0	0	0	0	0	0	
			Women	0	0	0	0	0	0	0	0	0	0	
			Total	0	0	0	0	0	0	0	0	0	0	No
45.0101 Social Sciences, General	5 - Bachelor's degree	1	Men	0	1	0	0	1	0	0	1	0	3	
			Women	0	0	0	0	2	0	4	0	0	6	
			Total	0	1	0	0	3	0	4	1	0	9	No
45.0101 Social Sciences, General	5 - Bachelor's degree	2	Men	0	0	0	0	0	0	0	0	0	0	
			Women	0	0	0	0	0	0	0	0	0	0	
			Total	0	0	0	0	0	0	0	0	0	0	No
45.0401 Criminology	5 - Bachelor's degree	1	Men	0	0	0	0	1	0	6	1	1	9	
			Women	0	3	0	1	14	0	12	0	0	30	
			Total	0	3	0	1	15	0	18	1	1	39	No
45.0401 Criminology	7 - Master's degree	1	Men	0	0	0	0	0	0	1	0	0	1	
			Women	0	0	0	0	2	0	3	0	1	6	
			Total	0	0	0	0	2	0	4	0	1	7	No
45.0401 Criminology	5 - Bachelor's degree	2	Men	0	0	0	0	0	0	0	0	0	0	
			Women	0	0	0	0	0	0	0	0	0	0	
			Total	0	0	0	0	0	0	0	0	0	0	No
45.0601 Economics, General	5 - Bachelor's degree	1	Men	0	1	0	0	0	0	2	0	0	3	
			Women	0	0	0	0	0	0	2	0	0	2	
			Total	0	1	0	0	0	0	4	0	0	5	No
45.0601 Economics, General	5 - Bachelor's degree	2	Men	0	0	0	0	0	0	0	0	0	0	
			Women	0	0	0	0	0	0	0	0	0	0	
			Total	0	0	0	0	0	0	0	0	0	0	No
45.0604 Development Economics and International Development	5 - Bachelor's degree	1	Men	0	0	0	0	0	0	0	0	0	0	
			Women	0	0	0	0	0	0	1	0	1	2	
			Total	0	0	0	0	0	0	1	0	1	2	No
45.1001 Political Science and Government, General	5 - Bachelor's degree	1	Men	1	5	0	0	1	0	8	0	0	15	
			Women	1	1	0	1	7	0	8	0	0	18	
			Total	2	6	0	1	8	0	16	0	0	33	No
45.1001 Political Science and Government, General	5 - Bachelor's degree	2	Men	0	0	0	0	0	0	0	0	0	0	
			Women	1	1	0	0	0	0	2	0	1	5	
			Total	1	1	0	0	0	0	2	0	1	5	No
45.1101 Sociology	5 - Bachelor's degree	1	Men	0	0	0	0	1	0	1	0	0	2	
			Women	0	3	0	0	3	0	8	0	1	15	
			Total	0	3	0	0	4	0	9	0	1	17	No

[illegible]

CIPCODE	Award Level	Major	Gender	Non Resident Alien	Hispanic / Latino	American Indian or Alaska Native	Asian	Black or African American	Native Hawaiian or Other Pacific Islander	White	Two or more Races	Race/ ethnicity unknown	Total	distance education program
			Total	0	0	0	0	0	0	0	0	0	0	No
50.0799 Fine Arts and Art Studies, Other	5 - Bachelor's degree	1	Men	0	0	0	1	0	0	1	0	0	2	
			Women	0	2	0	0	0	0	0	0	0	2	
			Total	0	2	0	1	0	0	1	0	0	4	No
50.0799 Fine Arts and Art Studies, Other	5 - Bachelor's degree	2	Men	0	0	0	0	0	0	0	0	0	0	
			Women	0	0	0	0	0	0	0	0	0	0	
			Total	0	0	0	0	0	0	0	0	0	0	No
50.0901 Music, General	5 - Bachelor's degree	1	Men	0	2	0	0	0	0	2	0	0	4	
			Women	0	1	0	0	1	0	2	0	0	4	
			Total	0	3	0	0	1	0	4	0	0	8	No
50.0901 Music, General	5 - Bachelor's degree	2	Men	0	0	0	0	0	0	0	0	0	0	
			Women	0	0	0	0	0	0	0	0	0	0	
			Total	0	0	0	0	0	0	0	0	0	0	No
50.0903 Music Performance, General	5 - Bachelor's degree	1	Men	0	1	0	0	1	0	1	0	0	3	
			Women	1	0	0	0	0	0	2	1	0	4	
			Total	1	1	0	0	1	0	3	1	0	7	No
50.0903 Music Performance, General	7 - Master's degree	1	Men	0	0	0	0	1	0	1	0	0	2	
			Women	0	0	0	0	0	0	0	0	0	0	
			Total	0	0	0	0	1	0	1	0	0	2	No
50.0903 Music Performance, General	5 - Bachelor's degree	2	Men	0	0	0	0	0	0	0	0	0	0	
			Women	0	0	0	0	0	0	0	0	0	0	
			Total	0	0	0	0	0	0	0	0	0	0	No
50.0904 Music Theory and Composition	5 - Bachelor's degree	1	Men	0	0	0	0	0	0	1	0	0	1	
			Women	0	0	0	0	0	0	0	0	0	0	
			Total	0	0	0	0	0	0	1	0	0	1	No
50.0904 Music Theory and Composition	5 - Bachelor's degree	2	Men	0	0	0	0	0	0	0	0	0	0	
			Women	0	0	0	0	0	0	0	0	0	0	
			Total	0	0	0	0	0	0	0	0	0	0	No
50.0908 Voice and Opera	5 - Bachelor's degree	1	Men	0	0	0	0	0	0	0	0	0	0	
			Women	0	0	0	0	0	0	0	0	0	0	
			Total	0	0	0	0	0	0	0	0	0	0	No
50.0908 Voice and Opera	7 - Master's degree	1	Men	0	0	0	0	0	0	1	0	0	1	
			Women	0	0	0	0	0	0	0	0	0	0	
			Total	0	0	0	0	0	0	1	0	0	1	No
50.0908 Voice and Opera	5 - Bachelor's degree	2	Men	0	0	0	0	0	0	0	0	0	0	
			Women	0	0	0	0	0	0	0	0	0	0	
			Total	0	0	0	0	0	0	0	0	0	0	No
50.0910 Jazz/Jazz Studies	5 - Bachelor's degree	1	Men	0	0	0	1	0	0	4	0	0	5	
			Women	0	0	0	0	0	0	0	0	0	0	
			Total	0	0	0	1	0	0	4	0	0	5	No
50.0910 Jazz/Jazz Studies	5 - Bachelor's degree	2	Men	0	0	0	0	0	0	0	0	0	0	
			Women	0	0	0	0	0	0	0	0	0	0	
			Total	0	0	0	0	0	0	0	0	0	0	No
50.1003 Music Management	5 - Bachelor's degree	1	Men	2	6	1	0	2	0	34	1	2	48	
			Women	1	3	0	2	4	0	20	2	3	35	
			Total	3	9	1	2	6	0	54	3	5	83	No

CIPCODE	Award Level	Major	Gender	Non Resident Alien	Hispanic / Latino	American Indian or Alaska Native	Asian	Black or African American	Native Hawaiian or Other Pacific Islander	White	Two or more Races	Race/ ethnicity unknown	Total	distance education program
50.1003 Music Management	5 - Bachelor's degree	2	Men	0	0	0	0	0	0	0	0	0	0	
			Women	0	0	0	0	0	0	0	0	0	0	
			Total	0	0	0	0	0	0	0	0	0	0	No
50.1099 Arts, Entertainment, and Media Management, Other	5 - Bachelor's degree	1	Men	0	0	0	0	0	0	0	0	0	0	
			Women	0	0	0	0	0	0	0	0	0	0	
			Total	0	0	0	0	0	0	0	0	0	0	No
50.1099 Arts, Entertainment, and Media Management, Other	5 - Bachelor's degree	2	Men	0	0	0	0	0	0	0	0	0	0	
			Women	0	0	0	0	0	0	0	0	0	0	
			Total	0	0	0	0	0	0	0	0	0	0	No
51.2305 Music Therapy/Therapist	5 - Bachelor's degree	1	Men	0	0	0	0	1	0	2	0	0	3	
			Women	1	0	0	0	2	0	3	0	0	6	
			Total	1	0	0	0	3	0	5	0	0	9	No
51.2305 Music Therapy/Therapist	7 - Master's degree	1	Men	0	0	0	0	0	0	0	0	0	0	
			Women	1	1	0	0	0	0	0	0	0	2	
			Total	1	1	0	0	0	0	0	0	0	2	No
51.3801 Registered Nursing/Registered Nurse	5 - Bachelor's degree	1	Men	0	0	0	0	0	0	0	0	0	0	
			Women	0	1	0	0	0	0	4	1	2	8	
			Total	0	1	0	0	0	0	4	1	2	8	Yes
51.3818 Nursing Practice	18 - Doctor's degree - professional practice	1	Men	0	0	0	0	0	0	1	0	1	2	
			Women	0	0	0	1	17	0	12	0	5	35	
			Total	0	0	0	1	17	0	13	0	6	37	Yes
51.3899 Registered Nursing, Nursing Administration, Nursing Research and Clinical Nursing, Other	7 - Master's degree	1	Men	0	2	1	0	3	0	12	0	1	19	
			Women	0	5	0	5	33	1	92	1	8	145	
			Total	0	7	1	5	36	1	104	1	9	164	Yes
52.0101 Business/Commerce, General	7 - Master's degree	1	Men	0	2	1	2	1	0	11	0	4	21	
			Women	3	0	0	0	2	0	10	0	3	18	
			Total	3	2	1	2	3	0	21	0	7	39	No
52.0201 Business Administration and Management, General	5 - Bachelor's degree	1	Men	2	2	0	1	2	0	11	0	1	19	
			Women	0	4	0	2	3	0	8	1	0	18	
			Total	2	6	0	3	5	0	19	1	1	37	No
52.0201 Business Administration and Management, General	5 - Bachelor's degree	2	Men	0	0	0	0	0	0	1	0	0	1	
			Women	0	1	0	0	2	0	0	0	0	3	
			Total	0	1	0	0	2	0	1	0	0	4	No
52.0301 Accounting	5 - Bachelor's degree	1	Men	0	1	0	1	0	0	6	0	0	8	
			Women	0	2	0	2	1	0	1	0	0	6	
			Total	0	3	0	3	1	0	7	0	0	14	No
52.0301 Accounting	5 - Bachelor's degree	2	Men	0	0	0	0	0	0	0	0	0	0	
			Women	0	0	0	0	0	0	1	0	0	1	
			Total	0	0	0	0	0	0	1	0	0	1	No
52.0601 Business/Managerial Economics	5 - Bachelor's degree	1	Men	1	2	0	0	0	0	9	0	1	13	
			Women	0	0	0	0	0	0	4	1	0	5	
			Total	1	2	0	0	0	0	13	1	1	18	No
52.0601	5 - Bachelor's degree	2	Men	0	0	0	0	0	0	1	0	0	1	

CIPCODE	Award Level	Major	Gender	Non Resident Alien	Hispanic / Latino	American Indian or Alaska Native	Asian	Black or African American	Native Hawaiian or Other Pacific Islander	White	Two or more Races	Race/ ethnicity unknown	Total	distance education program
Business/Managerial Economics			Women	0	0	0	0	0	0	0	0	0	0	
			Total	0	0	0	0	0	0	1	0	0	1	No
52.0801 Finance, General	5 - Bachelor's degree	1	Men	1	2	0	0	1	0	10	0	2	16	
			Women	0	1	0	1	1	0	1	1	1	6	
			Total	1	3	0	1	2	0	11	1	3	22	No
52.0801 Finance, General	5 - Bachelor's degree	2	Men	1	0	0	0	0	0	4	0	0	5	
			Women	0	1	0	0	0	0	1	0	0	2	
			Total	1	1	0	0	0	0	5	0	0	7	No
52.1101 International Business/Trade/Commerce	5 - Bachelor's degree	1	Men	3	1	0	0	1	0	3	0	0	8	
			Women	0	3	0	1	2	0	3	1	0	10	
			Total	3	4	0	1	3	0	6	1	0	18	No
52.1101 International Business/Trade/Commerce	5 - Bachelor's degree	2	Men	0	0	0	0	0	0	0	0	0	0	
			Women	0	0	0	0	0	0	0	0	0	0	
			Total	0	0	0	0	0	0	0	0	0	0	No
52.1302 Business Statistics	5 - Bachelor's degree	1	Men	0	0	0	0	0	0	0	0	0	0	
			Women	0	0	0	0	0	0	0	0	0	0	
			Total	0	0	0	0	0	0	0	0	0	0	No
52.1302 Business Statistics	5 - Bachelor's degree	2	Men	0	0	0	0	0	0	0	0	0	0	
			Women	0	0	0	0	0	0	0	0	0	0	
			Total	0	0	0	0	0	0	0	0	0	0	No
52.1401 Marketing/Marketing Management, General	5 - Bachelor's degree	1	Men	0	2	0	0	1	0	10	0	0	13	
			Women	2	3	0	0	5	0	7	0	2	19	
			Total	2	5	0	0	6	0	17	0	2	32	No
52.1401 Marketing/Marketing Management, General	5 - Bachelor's degree	2	Men	3	1	0	0	0	0	1	0	0	5	
			Women	0	1	0	1	1	0	2	1	0	6	
			Total	3	2	0	1	1	0	3	1	0	11	No
54.0101 History, General	5 - Bachelor's degree	1	Men	0	1	0	0	1	0	6	1	1	10	
			Women	0	3	0	0	1	0	6	1	0	11	
			Total	0	4	0	0	2	0	12	2	1	21	No
54.0101 History, General	5 - Bachelor's degree	2	Men	0	0	0	0	0	0	0	0	0	0	
			Women	0	0	0	0	0	0	1	0	0	1	
			Total	0	0	0	0	0	0	1	0	0	1	No

Completions: total by first major

99.0000 Summary Grand Totals	Award Level	Nonresi- dent alien	Hispanic Latino	American Indian or Alaska Native	Asian	Black or African American	Native Hawaiian or Other Pacific Islander	White	Two or more Races	Race/ ethnicity unknown	Total	PY Total
Bachelor's degree	5											
Men		11	41	3	10	17	0	166	10	15	273	244
Women		10	63	0	20	86	0	199	14	23	415	366
Total		21	104	3	30	103	0	365	24	38	688	610
Postbaccalaureate certificates	6											
Men		0	0	0	0	0	0	0	0	0	0	0
Women		0	0	0	0	0	0	0	0	0	0	0
Total		0	0	0	0	0	0	0	0	0	0	0
Master's degree	7											
Men		2	6	2	3	7	0	42	0	6	68	58
Women		9	8	1	5	50	1	149	2	17	242	221
Total		11	14	3	8	57	1	191	2	23	310	279
Post-Master's certificates	8											
Men		0	0	0	0	0	0	0	0	0	0	0
Women		0	0	0	0	0	0	0	0	0	0	1
Total		0	0	0	0	0	0	0	0	0	0	1
Doctor's degree - professional practice	18											
Men		1	9	0	2	10	0	81	1	2	106	113
Women		0	9	1	6	29	0	90	3	10	148	116
Total		1	18	1	8	39	0	171	4	12	254	229
Grand Total Men		14	56	5	15	34	0	289	11	23	447	415
Grand Total Women		19	80	2	31	165	1	438	19	50	805	704
Grand Total		33	136	7	46	199	1	727	30	73	1252	1119
PY Grand Total Men		6	54	3	13	29	0	284	4	22		415

PY Grand Total Women		20	78	8	17	102	0	419	9	51		704
PY Grand Total		26	132	11	30	131	0	703	13	73		1119

Completions: total by second major

99.0000 Summary Grand Totals	Award Level	Nonresident alien	Hispanic Latino	American Indian or Alaska Native	Asian	Black or African American	Native Hawaiian or Other Pacific Islander	White	Two or more Races	Race/ethnicity unknown	Total	PY Total
Bachelor's degree	5											
Men		4	5	0	3	0	0	10	1	0	23	19
Women		1	6	0	2	4	0	17	1	1	32	16
Total		5	11	0	5	4	0	27	2	1	55	35
Master's degree	7											
Men		0	0	0	0	0	0	0	0	0	0	1
Women		0	0	0	0	0	0	0	0	0	0	0
Total		0	0	0	0	0	0	0	0	0	0	1
Doctor's degree - professional practice	18											
Men		0	0	0	1	0	0	1	0	0	2	6
Women		0	0	0	0	0	0	4	0	0	4	5
Total		0	0	0	1	0	0	5	0	0	6	11

Grand Total Men		4	5	0	4	0	0	11	1	0	25	26
Grand Total Women		1	6	0	2	4	0	21	1	1	36	21
Grand Total		5	11	0	6	4	0	32	2	1	61	47

PY Grand Total Men		0	8	0	0	0	0	17	0	1		26
PY Grand Total Women		3	4	0	0	2	0	9	1	2		21
PY Grand Total		3	12	0	0	2	0	26	1	3		47

All Completers

Institutions must report the following information. (Some data will be pre-populated from the completions by CIP code data.)

All Completers

Number of students by gender and race and ethnicity earning an award between July 1, 2015 and June 30, 2016. Count each student only once, regardless of how many awards he/she earned. The intent of this screen is to collect an unduplicated count of total numbers of *completers*.

- Report Hispanic/Latino individuals of any race as Hispanic/Latino
- Report race for non-Hispanic/Latino individuals only

	Men		Women		Total Students
	Number of Students	Total Awards	Number of Students	Total Awards	
<u>Nonresident alien</u>	14	14	19	19	33
<u>Hispanic/Latino</u>	56	56	80	80	136
<u>American Indian or Alaska Native</u>	5	5	2	2	7
<u>Asian</u>	15	15	31	31	46
<u>Black or African American</u>	34	34	165	165	199
<u>Native Hawaiian or Other Pacific Islander</u>		0	1	1	1
<u>White</u>	289	289	438	438	727
<u>Two or more races</u>	11	11	19	19	30
<u>Race and ethnicity unknown</u>	23	23	50	50	73
TOTAL	447	447	805	805	1,252
PY TOTAL	411		704		1,115

Completers by Level

Institutions must report the following information. This screen will be shown for each of the following award categories for which completions have been reported:

- Less than 1-year certificates
- At least 1 but less than 4-year certificates
- Associate's degrees
- Bachelor's degrees
- Master's degrees
- Doctor's degrees
- Postbaccalaureate and post-master's certificates

Bachelor's degrees

Number of students by gender, by race and ethnicity, and by age earning this award between July 1, 2015 and June 30, 2016. Each student should be counted once per award level. For example, if a student earned a master's degree and a doctor's degree, he/she should be counted once in master's and once in doctor's. A student earning two master's degrees should be counted only once.

- Report Hispanic/Latino individuals of any race as Hispanic/Latino
- Report race for non-Hispanic/Latino individuals only


	Number of Students	Total Awards
By Gender		
Men	<input type="text" value="273"/>	273
Women	<input type="text" value="415"/>	415
TOTAL	688	688
PY TOTAL	610	

By Race/Ethnicity

<u>Nonresident alien</u>	<input type="text" value="21"/>	21
<u>Hispanic/Latino</u>	<input type="text" value="104"/>	104
<u>American Indian or Alaska Native</u>	<input type="text" value="3"/>	3
<u>Asian</u>	<input type="text" value="30"/>	30
<u>Black or African American</u>	<input type="text" value="103"/>	103
<u>Native Hawaiian or Other Pacific Islander</u>	<input type="text" value="0"/>	0

<u>White</u>	<input type="text" value="365"/>	365
Two or more races	<input type="text" value="24"/>	24
<u>Race and ethnicity unknown</u>	<input type="text" value="38"/>	38
TOTAL	688	688

--

 By Age		
Under 18	<input type="text" value="0"/>	
18-24	<input type="text" value="595"/>	
25-39	<input type="text" value="71"/>	
40 and Above	<input type="text" value="22"/>	
Age Unknown	<input type="text" value="0"/>	
TOTAL	688	688

Completers by Level

Institutions must report the following information. This screen will be shown for each of the following award categories for which completions have been reported:

- Less than 1-year certificates
- At least 1 but less than 4-year certificates
- Associate's degrees
- Bachelor's degrees
- Master's degrees
- Doctor's degrees
- Postbaccalaureate and post-master's certificates

Master's degrees


Number of students by gender, by race and ethnicity, and by age earning this award between July 1, 2015 and June 30, 2016. Each student should be counted once per award level. For example, if a student earned a master's degree and a doctor's degree, he/she should be counted once in master's and once in doctor's. A student earning two master's degrees should be counted only once.

- Report Hispanic/Latino individuals of any race as Hispanic/Latino
- Report race for non-Hispanic/Latino individuals only

	Number of Students	Total Awards
By Gender		
Men	<input type="text" value="68"/>	68
Women	<input type="text" value="242"/>	242
TOTAL	310	310
PY TOTAL	279	

By Race/Ethnicity

<u>Nonresident alien</u>	<input type="text" value="11"/>	11
<u>Hispanic/Latino</u>	<input type="text" value="14"/>	14
<u>American Indian or Alaska Native</u>	<input type="text" value="3"/>	3
<u>Asian</u>	<input type="text" value="8"/>	8
<u>Black or African American</u>	<input type="text" value="57"/>	57
<u>Native Hawaiian or Other Pacific Islander</u>	<input type="text" value="1"/>	1

<u>White</u>	<input type="text" value="191"/>	191
Two or more races	<input type="text" value="2"/>	2
<u>Race and ethnicity unknown</u>	<input type="text" value="23"/>	23
TOTAL	310	310
 By Age		
Under 18	<input type="text" value="0"/>	
18-24	<input type="text" value="5"/>	
25-39	<input type="text" value="175"/>	
40 and Above	<input type="text" value="130"/>	
Age Unknown	<input type="text"/>	
TOTAL	310	310

Completers by Level

Institutions must report the following information. This screen will be shown for each of the following award categories for which completions have been reported:

- Less than 1-year certificates
- At least 1 but less than 4-year certificates
- Associate's degrees
- Bachelor's degrees
- Master's degrees
- Doctor's degrees
- Postbaccalaureate and post-master's certificates

Doctor's degrees

Number of students by gender, by race and ethnicity, and by age earning this award between July 1, 2015 and June 30, 2016. Each student should be counted once per award level. For example, if a student earned a master's degree and a doctor's degree, he/she should be counted once in master's and once in doctor's. A student earning two master's degrees should be counted only once.

- Report Hispanic/Latino individuals of any race as Hispanic/Latino
- Report race for non-Hispanic/Latino individuals only


	Number of Students	Total Awards
By Gender		
Men	106	106
Women	148	148
TOTAL	254	254
PY TOTAL	229	

By Race/Ethnicity

Nonresident alien	1	1
Hispanic/Latino	18	18
American Indian or Alaska Native	1	1
Asian	8	8
Black or African American	39	39
Native Hawaiian or Other Pacific Islander	0	0

<u>White</u>	<input type="text" value="171"/>	171
Two or more races	<input type="text" value="4"/>	4
<u>Race and ethnicity unknown</u>	<input type="text" value="12"/>	12
TOTAL	254	254

--

 By Age		
Under 18	<input type="text" value="0"/>	
18-24	<input type="text" value="3"/>	
25-39	<input type="text" value="226"/>	
40 and Above	<input type="text" value="25"/>	
Age Unknown	<input type="text" value="0"/>	
TOTAL	254	254

Summary

IPEDS collects important information regarding your institution. All data reported in IPEDS survey components become available in the IPEDS Data Center and appear as aggregated data in various Department of Education reports. Additionally, some of the reported data appears specifically for your institution through the College Navigator website and is included in your institution's Data Feedback Report (DFR). The purpose of this summary is to provide you an opportunity to view some of the data that, when accepted through the IPEDS quality control process, will appear on the College Navigator website and/or your DFR. College Navigator is updated approximately three months after the data collection period closes and Data Feedback Reports will be available through the [Data Center](#) and sent to your institution's CEO in November 2016.

Please review your data for accuracy. If you have questions about the data displayed below after reviewing the data reported on the survey screens, please contact the IPEDS Help Desk at: 1-877-225-2568 or ipedshelp@rti.org.

Summary of Completions Data

Award Level	Number of Completions	
	1 st major	2 nd major
<u>Bachelors degree or equivalent</u>	688	55
<u>Postbaccalaureate certificate</u>	0	0
<u>Master's degree</u>	310	0
<u>Post-master's certificate</u>	0	0
<u>Doctor's degree - professional practice</u>	254	6
Total number of degrees and certificates	1,252	

Summary of Completers Data

	Number of Students		
	Men	Women	Total
All Completers	447	805	1,252

Completions

Loyola University New Orleans (159656)

Source	Description	Severity	Resolved	Options
Global Edits				
Perform Edits	Current year completions (74) are outside the expected range when compared to completions reported in the prior year (48) for: Men, 2-digit field (50), award level (5). Please correct your data or explain. (Error #10504)	Explanation	Yes	
Reason:	There has been an increased interest in Arts and Music programs at Loyola University New Orleans during the time period of this survey.			